



THERAPEUTIC AIDS

POCKET CATALOG 2026

Orthopedic insoles, supports, orthoses,
medical compression stockings



CONTENT

03 ABOUT BAUERFEIND

12 BAUERFEIND SERVICE

26 BAUERFEIND PORTFOLIO

43 BAUERFEIND TREATMENT AREAS

46 Insoles

66 Foot

86 Knee, Hip, Leg

107 Spine, Neck

123 Hand

133 Arm, Shoulder

140 Compression Socks





ABOUT BAUERFEIND



BAUERFEIND. MOTION IS LIFE.

We help people around the world stay active for life.
It's not about short-term performance.
It's not about a single product category.
It's about lifelong mobility.
It's about enabling movement – at every
age and in every stage of life.

We are the brand in orthopedics and
compression that offers better solutions.
We set standards. We continue to grow –
and we grow together.
For us, growth means more
than just economic success.

It means technological advancement.
It means brand growth. And it means
growing together as a global organization.



OUR COMMITMENT

Innovation meets responsibility – since 1929 Health is paramount.

That's why we make no compromises and always strive for the highest quality in our work. And we have done so since 1929, when Bruno Bauerfeind founded our company. To this day, it remains family-owned.

Our goal: noticeably better health through effective, comfortable products. With experience, research, and modern measurement technology, we set new standards for a better quality of life.

OUR PARTNERS

Better care together

Our quality partners are the key to precisely tailored, effective, and comfortable assistive device provision. Through close collaboration, modern expertise, and personal consultation, they ensure that every provision makes a difference.

OUR ENGAGEMENT

Supporting performance. Enabling dreams.

We support people with big goals – in sports and beyond. With innovative products and genuine partnership, we make peak performance possible. Regionally, nationally, and worldwide.





OUR HISTORY



1929

Bruno Bauerfeind establishes a specialist company for the production of **medical compression stockings** in Zeulenroda.

1949

The political situation in East Germany forces the family to leave its home. They **start fresh** in Darmstadt-Eberstadt.

1981

Development of the **GenuTrain®** – the first anatomically contoured knee support with an integrated pad.

1991

Return to Zeulenroda where the family business was founded: Hans B. Bauerfeind rebuilds the company's headquarters. Several additional subsidiaries are set up across the globe.

2002

Foundation of Bauerfeind AG. Over the following years, the logistics center and the new administrative building are constructed.

2007

To ensure the high quality of patient care and secure the future of the industry, Bauerfeind introduces a **Quality Partner Program** for German medical retailers.

2010

At the **Olympic Games** in Vancouver, Bauerfeind ist the official partner of an Olympic organizing committee for the first time and takes care of athletes from all participating countries.

2014

The Prof. Hans Bauerfeind **Family Foundation** is established.

2015

Bauerfeind AG is recognized as one of the most **innovative SMEs** in Germany.

2016

Bauerfeind expands his range of products to include a **sports line** featuring supports, compression garments and insoles for sports shoes.

2017

Endowment of a **professorship** for phlebology at Ruhr University Bochum.

2018

A **fourth production facility** with a production area of 1,000 sqm is created in Zeulenroda, designed according to the value stream principle.

2019

A **new production site** is opened in Gera. In October, the 8th generation of the GenuTrain knee support is launched.

2020

Rainer Berthan is appointed the new Chief Executive Officer of Bauerfeind AG.

2023

Bauerfeind introduces the **SecuTec® Genu Flex**, the new first flexible frame orthosis, revolutionizing the knee orthosis market.

2025

Groundbreaking ceremony for the expansion of the **central logistics facility** in Zeulenroda.





OUR BUSINESS AREAS



Bauerfeind Group

A long-established company specializing in high-quality medical devices – including braces, orthoses, medical compression, and orthopedic insoles – with a strong focus on quality, comfort, and durability.




Bauerfeind Sports

The sports performance line of the established German company Bauerfeind, offering premium supports, compression textiles, and orthopedic insoles specifically developed for athletic activity.



b:joynz

b:joynz is the essential brand for supports, braces, medical compression and orthopedic insoles from Bauerfeind. b:joynz offers quality products at a smart price, complementing Bauerfeind's established brand portfolio.



PRODUCT CATEGORIES



1

BAUERFEIND SUPPORTS & ORTHOSES

support movement during recovery, in everyday life, and with acute or chronic orthopedic conditions. They provide stability, guidance, and confidence, helping people stay active and keep moving. Lightweight, breathable materials, intuitive handling, and premium quality ensure reliable support whenever it matters.

2

BAUERFEIND COMPRESSION FOR VEIN THERAPY

supports movement and healthy circulation with clinically proven compression that relieves and helps counteract venous leg problems. With options for mild to advanced venous conditions, as well as work and travel, the VenoTrain range combines effective support with comfort, style, and confidence in everyday life.

3

BAUERFEIND COMPRESSION FOR LYMPHEDEMA & LIPOEDEMA

supports movement and everyday well-being with custom-made compression that provides relief, comfort, and confidence. Designed to adapt to the individual body shape, the VenoTrain products for lymphedema and lipedema combines effective support with a precise fit, helping people stay active and live with greater ease.

4

BAUERFEIND ORTHOPEDIC INSOLES

support movement from the ground up by guiding the foot in its natural function and promoting healthy biomechanics throughout the body. They help improve weight distribution, relieve discomfort, and enhance posture – combining precise support, lasting comfort, and Bauerfeind quality in every step.



BAUERFEIND SERVICE



DIGITAL MEASUREMENT TECHNOLOGY

Medical aids can only be 100% effective if they fit perfectly. This requires that the relevant body measurements are determined precisely.

This commitment to quality led Bauerfeind to invest in the development of 3D technology for measuring body parts. Under the BODYTRONIC brand, there is now a range of measuring systems that determine body measurements accurately and quickly, graphically represent pressure areas, and document the measurement results.



BAUERFEIND MEASUREMENT TECHNOLOGY

QUALITY CAN BE
MEASURED.



BODYTRONIC® 610

Full-body scanner including
product supply for all extremities

- Contact-free measurements for medical compression stockings, knee and foot supports, knee orthoses as well as for back, arm and shoulder products
- Optional full-body scan
- Export of 3D data
- Standing space of only 1.60 m²

NON-CONTACT
MEASUREMENT





BODYTRONIC® 410

**Flexible 3D scanner
for the lower extremities**

- Contact-free measurement for compression stockings and knee and foot supports
- 3D image of the measurement area up to the waist
- Quick and easy to set up and take down



BODYTRONIC® 140

**2D foot scanner –
the digital footprint**

- Scans the static foot topography for fast, digital mapping of the sole
- Suitable for stationary and mobile use
- Simple and quick handling thanks to Rothballer software with versatile additional functions



BAUERFEIND ACADEMY

COMPETENT.
GOAL-ORIENTED.
SUCCESSFUL.

Would you like customers to clearly favor your medical retail store and reward your team's expertise? We will be happy to support you!

**FIND THE RIGHT TRAINING
IN JUST A FEW MINUTES**
WITH OUR TRAINING FINDER



[globalmarketing.bauerfeind.de/
services-and-tools/academy/](https://globalmarketing.bauerfeind.de/services-and-tools/academy/)

BENEFITS AT A GLANCE

+ TRAINING WITH STRONG PRACTICAL RELEVANCE

The training sessions offered by our Academy will always include medical information to improve understanding and ensure increased technical expertise. Specifically trained coaches, such as orthotists, physical therapists, and lymph therapists, will provide professional guidance through the different subjects, while always considering the relevant target group.

+ IN-HOUSE TRAINING SESSIONS ACCORDING TO YOUR SPECIFICATIONS

Are you interested in personalized training that is tailor-made to your specific requirements? You can book your training session according to your specifications. You choose the subject, the location and the time. Just get in touch!

+ ONLINE TRAINING

Would you like to learn in a time-saving and cost-efficient way? You can book tailored online training and specify the contents and the subject according to your needs. If the topic of your interest is not yet included, we would be happy to develop a customized online training course for you and create an individual offer.

+ E-LEARNINGS

Explore our e-learning modules from the Bauerfeind Academy – learn at your own speed, wherever you are.

Register
right here
[experts.bauerfeind.com/b2b/
online_training](https://experts.bauerfeind.com/b2b/online_training)

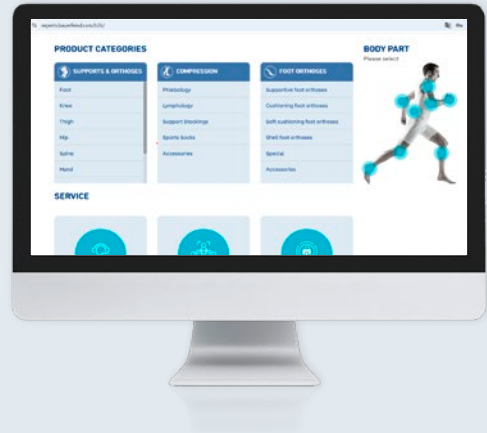


DIGITAL TOUCHPOINTS

ONLINESHOP-SERVICE

When ordering via the Bauerfeind online shop, you benefit from reduced shipping costs and can take advantage of versatile functions such as the order status, availability display or patient files.

To create a customer account, register at: experts.bauerfeind.com/register



Order online now:
experts.bauerfeind.com



YOUR BENEFITS AT A GLANCE

- + 24 h online availability
- + Accessible anywhere using a web browser
- + Intuitive order process
- + Up-to-date order status
- + Low shipping costs
- + Smart search function
- + Digital order process
- + Direct connection to Bauerfeind BODYTRONIC measurement technology
- + Patient file to store measurement and treatment data
- + Support via Customer Service, e-mail, contact form:
experts.bauerfeind.com/contact

[Bauerfeind-life.com](https://bauerfeind-life.com)

Specialist portal for medical experts



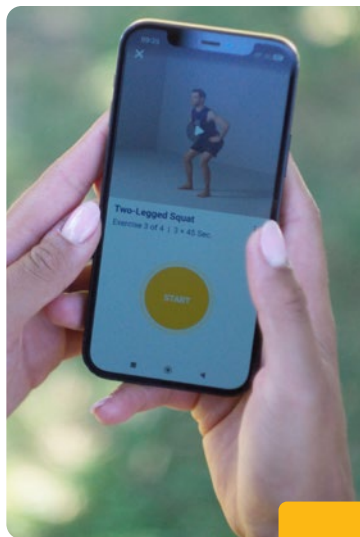
bauerfeind-life.com

TRAINING WITH THE BAUERFEIND TRAINING APP

Only with consistent exercise does the body remain mobile and regenerate optimally.

In consultation with the treating physician, the Bauerfeind Training App supports patients in training with Bauerfeind products. It specifically motivates users to do something for their health. For more physical activity during pregnancy, exercises have been compiled that are specifically tailored to the needs of pregnant women.

For more information, please see:
apps.bauerfeind.com/therapy



DEVELOPED BY EXPERTS

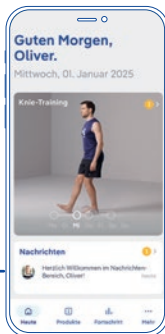
The exercises have been compiled by physicians and physiotherapists to suit the relevant conditions.



- + Train when and where you want
- + **INDIVIDUAL EXERCISE PROGRAMMES** for specific complaints
- + Find information and instructions to your Bauerfeind product
- + Expand your knowledge

AVAILABLE
FREE OF CHARGE
FOR IOS AND
ANDROID.

HOW DOES THE TRAINING APP HELP?¹



**Screenshots liegen
in EN nicht vor!**


FLEXIBLE TRAINING FOR EVERY PATIENT

The training program is individually tailored to the indication and current condition. The exercise selection can be flexibly adjusted by the user at any time – even when more than one Bauerfeind product is in use.



EXPERT KNOW-HOW ALL ABOUT DIAGNOSIS AND BAUERFEIND PRODUCTS

Users regularly receive useful and clearly presented information on indications and Bauerfeind products from our experts.



NEW

SPECIAL BACK TRAINING DURING PREGNANCY

For training to alleviate back pain during pregnancy, numerous exercises are included that are specifically tailored to the needs of pregnant women.

¹ Please discuss the use with your patients.



CURAFLOW

Your app for a strong life with
lymphedema or lipedema



Download and learn more:
bauerfeind.de/curaflow-app

The app contains additional information on:
VenoTrain® curaflow care system for leg and foot
VenoTrain® curaflow care system* for arm and hand

* available in selected countries



COACHING FOR LYMPHEDEMA AND LIPEDEM PATIENTS

With the curaflow app for lymphedema and lipedema patients, Bauerfeind aims to support those affected throughout their therapy. One focus is Complex Decongestive Therapy (CDT). The app is based on the five pillars of the maintenance phase of CDT.

The goal is to inform those affected, motivate them for holistic therapy, and ultimately help them gain more self-confidence. Users are assigned movement mentors within the app who guide them through the various app sections in a friendly manner.

Users can view important appointments, such as doctor's visits or appointments with the physiotherapist, from their smartphone calendar. This makes the app a practical everyday companion and supports self-management.



WHAT DOES THE APP OFFER?

- **Expert tips** about Complex Decongestive Therapy (CDT), for example, on skin care and manual lymphatic drainage, and on Bauerfeind compression products
- **Motivation** for more movement in everyday life with individually tailored exercises
- **Support for successful self-management** personal diary, calendar function



ALLENSBACH-STUDY

The 2023 Allensbach study is a representative survey examining how patients use and evaluate medical aids (such as braces, insoles and compression stockings), showing that they are considered effective, relieve symptoms and significantly improve quality of life.

Source: eurocom-info.de/wp-content/uploads/2023/08/Allensbach-Patientenumfrage-2023_web.pdf

Use of bandages and orthoses

The respondents wear a bandage / orthosis on ...

17 %


Back: 13 %
Hip: 3 %
Neck: 1 %

Areas of application include:

- Low back pain
- Herniated disc
- Osteoporosis
- Knee joint osteoarthritis
- Cruciate ligament rupture
- Ankle ligament rupture

30 %

Ankle joint / foot: 21 %
Thigh / lower leg: 9 %



42 %

Wrist: 17 %
Elbow: 14 %
Thumb / Finger: 6 %
Upper arm / Forearm: 5 %

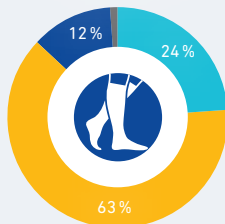
42 %

Knee

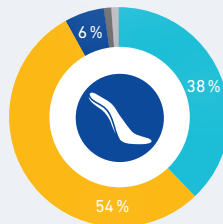
High customer satisfaction

- very satisfied
- satisfied
- less satisfied
- not at all satisfied
- not specified

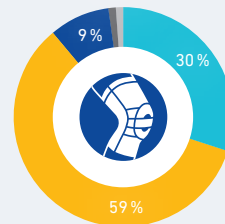
Medical compression stockings



Orthopedic shoe insoles



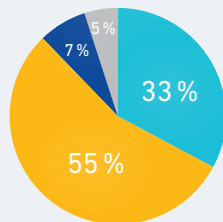
Supports / orthoses



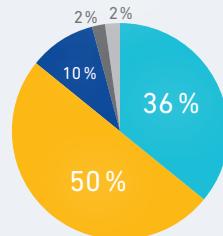
High benefit of medical aids

- very much
- a lot
- not so much
- not at all
- not specified

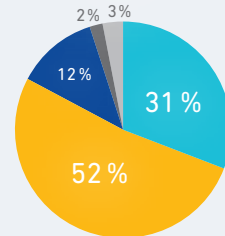
Medical compression stockings



Orthopedic shoe insoles



Supports / orthoses






BAUERFEIND PORTFOLIO



PORTFOLIOS AT A GLANCE

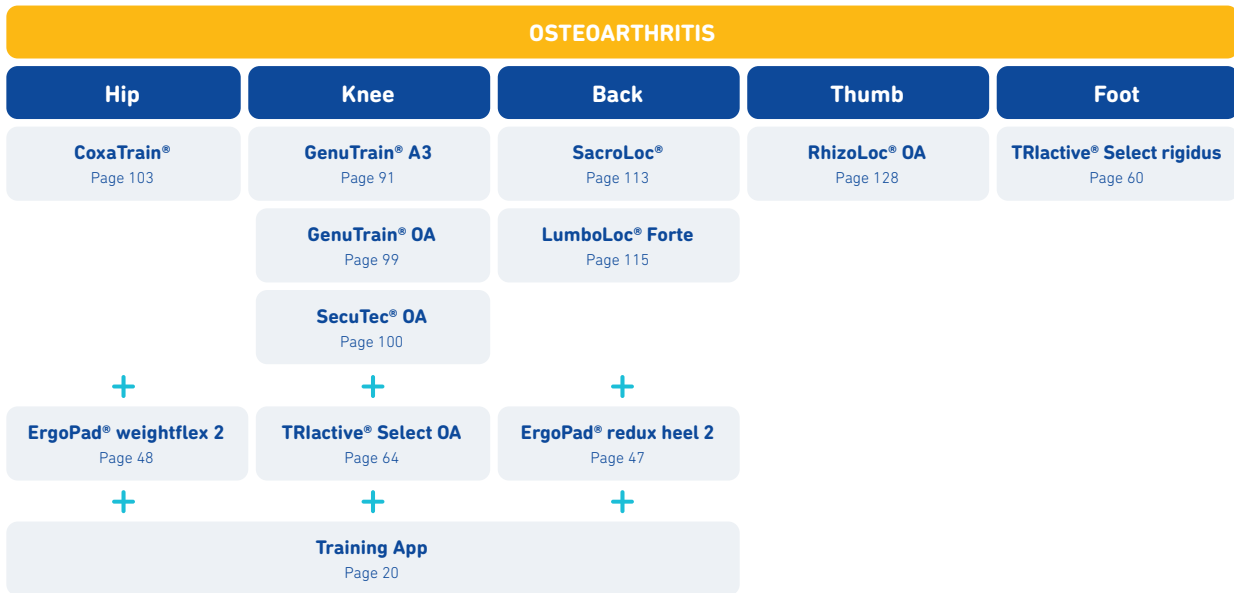
Our portfolios bundle clearly defined therapy programs to provide structured guidance and targeted solutions for the most important indications. In this way, we combine our expertise with holistic concepts that support sustainable care and clear brand positioning.

- 28** Osteoarthritis
- 29** Knee therapy
- 30** Knee trauma | Postoperative care
- 31** Spine | Non-specific back pain
- 32** Ankle joint – supination trauma
- 33** Pregnancy
- 34** Chronic venous insufficiency
- 36** Lipedema and lymphedema
- 38** Prefab insoles
- 40** Over the counter (OTC) insoles



OSTEOARTHRITIS

For many patients, osteoarthritis means a restriction in their mobility and therefore also in their quality of life. Our goal is to motivate osteoarthritis patients to exercise and to support them in actively participating in life.



KNEE THERAPY

A painful knee can have many causes and usually alters your patients' movement patterns and daily lives. This is precisely where Bauerfeind comes in, offering well-designed knee therapy solutions that provide stability, safety, and comfort.

Treatment area	GENERAL KNEE PAIN	PATELLAR PROBLEMS	KNEE OSTEOARTHRITIS	TRAUMA
Product portfolio	GenuTrain® Page 90	GenuPoint® Page 95	GenuTrain® A3 Page 91	GenuTrain® S / S Pro P. 93/94
	b:joynz knee support Page 104	GenuTrain® P3 Page 92	GenuTrain® OA Page 99	SecuTec® Genu Flex Page 96
			SecuTec® OA Page 100	SecuTec® Genu Page 97
				SofTec® Genu Page 98
				GenuLoc® Page 101
				b:joynz knee immobilizer 0 / 20 Page 105
				b:joynz knee brace pro Page 104
				b:joynz knee ROM Page 105
In addition to treatment	TRlactive® Select	TRlactive® Select	TRlactive® Select OA Page 64	TRlactive® Select
	ErgoPad® weightflex 2 Page 48	ErgoPad® weightflex 2 Page 48		ErgoPad® weightflex 2 Page 48
	+	Training App Page 20		VenoTrain® soft S Page 144

KNEE TRAUMA



A painful knee can have many causes and usually alters your patients' movement patterns and daily lives. This is precisely where Bauerfeind comes in, offering well-designed knee therapy solutions that provide stability, safety, and comfort.

POSTOPERATIVE CARE

Functional support

GenuTrain® S

Page 93

GenuTrain® S Pro

Page 94

b:joynz knee brace pro

Page 104

Knee brace

SecuTec® Genu Flex

Page 96

SecuTec® Genu

Page 97

SofTec® Genu

Page 98

b:joynz knee ROM

Page 105

Immobilization splint

GenuLoc®

Page 101

b:joynz knee immobilizer 0
b:joynz knee immobilizer 20

Page 105

Compression therapy

VenoTrain® soft S

Page 144

Insoles for after care

ErgoPad® weightflex 2

Page 48

Custom insole blanks with
BODYTRONIC® ID:CAM

Training app (comprehensive exercise program) Page 20

SPINE | NON-SPECIFIC BACK PAIN

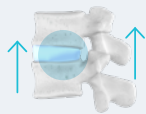
Back pain is one of the most common ailments worldwide. To enable targeted and effective conservative treatment, Bauerfeind Back Therapy offers a clearly structured and easy-to-understand concept. This supports physicians, therapists, and retailers in providing optimal patient care – from prevention to the treatment of acute and chronic conditions.



ACTIVATION

LumboTrain®

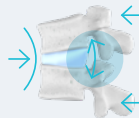
Page 112



STABILIZATION

LordoLoc®

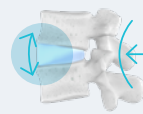
Page 114



LORDOSIS REDUCTION

LumboLoc® Forte

Page 115



LORDOSIS ENHANCEM. / SUPPORT

LumboLoc®

b:joynz back support

Page 121

b:joynz LSO basic

Page 121

b:joynz LSO unload

Page 122

b:joynz LSO plus

Page 122



ErgoPad® redux heel 2

Page 47



Training App

Page 20

ANKLE JOINT



Anyone who isn't lying down or sitting is on their feet. They are the point of contact with the ground and support patients while they stand, walk, run, or jump. The ankle joint portfolio from Bauerfeind supports all therapy needs.

SUPINATION TRAUMA

Distorsion

Fractures

Grade 1

Grade 2

Grade 3

MalleoTrain® Page 70

AirLoc®* Page 73

MalleoTrain® S Page 72

b:joynz ankle stirrup* Page 83

MalleoTrain® Plus Page 71

MalleoLoc® L Page 74

b:joynz ankle support Page 82

MalleoLoc® L3 Page 75

MalleoLoc® Page 76

CaligaLoc® Page 77

b:joynz ankle brace Page 82



TRlactive® Comfort relax Page 63

ErgoPad® run & walk Page 49

ErgoPad® redux heel 2 Page 47

b:joynz walker
Page 84

b:joynz air walker
Page 85

b:joynz air walker soft
Page 84

*Weber A fracture (not dislocated)



PREGNANCY

Bauerfeind supports expectant and young mothers in an emotional phase of their lives with high-quality products to alleviate pregnancy-related complaints and promote their well-being and health in the long term.

PREGNANCY

COMPRESSION PHLEBOLOGY

VenoTrain® micro
Page 142

VenoTrain® soft
Page 143

COMPRESSION LYMPHOLOGY

VenoTrain® curaflow
Page 160

ORTHOPEDECS

Spinova® Mum
Page 116

SacroLoc®
Page 113

ManuTrain®
Page 125

Accompanying products:

GenuTrain® Page 90

MalleoTrain® Page 70

MalleoTrain® S Page 72

EpiTrain® Page 135

OmoTrain® Page 137

INSOLES

ErgoPad® redux heel 2
Page 47



CHRONIC VENOUS INSUFFICIENCY

Bauerfeind is THE partner and specialist for medical compression in retail and for doctors. With the power of medical compression, Bauerfeind improves the lives of its customers, relieves tired legs, promotes blood circulation and ensures lightness, quality of life and self-confidence. Our legs carry us through life – Bauerfeind keeps them fit for it.



Example of findings

No visible, clinical indication
but heavy legs, for example

Reticular varices veins
Spider veins

Varicose veins / varices veins

Edema
Post-traumatic edema, pregnancy edema

Skin changes
caused by venous insufficiency
dermatoliposclerosis, atrophy blanche, pigmentation, stasis dermatitis

Healed venous leg ulcer

Active venous leg ulcer

Corresponds to CEAP classification*

C0

C1

C2

C3

C4

C5

C6

Symptoms

Mild to moderate symptoms

Severe symptoms

Product recommendations

The choice of the optimal compression stocking depends on the indication and should take into account the individual needs of the patient (e.g., material and acceptance of the compression class).

VenoTrain® micro Page 142

VenoTrain® business Page 146

VenoTrain® hero Page 147

VenoTrain® soft / soft S Page 143 + 144

VenoTrain® pure Page 151

VenoTrain® cocoon Page 148

VenoTrain® impuls Page 145

VenoTrain® angioflow Page 149

VenoTrain® ulcertec Page 150

Compression classes (resting pressure)

Ccl 1
18–21 mmHg

Ccl 2
23–32 mmHg

Ccl 3
34–46 mmHg

* Lurie et al. The 2020 update of the CEAP classification system and reporting standards. J Vasc Surg Venous Lymphat Disord, 2020;8(3):342-52. DOI:10.1016/j.jeivs.2020.04.020

LIPEDEMA AND LYMPHEDEMA

Convince with a good feeling: medical compression garments for a better quality of life for lipedema and lymphedema patients. Bauerfeind supports retailers and physicians with strong products in edema therapy.

LYMPHEDEMA

Stages

STAGE 0 LATENT STAGE

STAGE 1 SPONTANEOUSLY REVERSIBLE

STAGE 2 NOT SPONTANEOUSLY REVERSIBLE

STAGE 3 NOT SPONTANEOUSLY REVERSIBLE

Leg



Arm



LIPEDEMA

Morphology

MORPHOLOGICAL CATEGORY 1

MORPHOLOGICAL CATEGORY 2

MORPHOLOGICAL CATEGORY 3

Leg



Arm



PRODUCT RECOMMENDATION

VenoTrain® soft (arm)
circular knit



VenoTrain® impuls
circular knit



Page 145

VenoTrain® delight
flat knit



Page 161

VenoTrain® curaflow
flat knit



Page 160

PREFAB INSOLES

MADE OF SOFT FOAM WITH SPECIFIC FUNCTIONAL ZONES

FEATURES

- Vertical structure of the three material areas
- Patented, three-dimensional and irritation-free connections between the materials
- Adaptable to almost all shoe shapes
- Functional design

PROCESSING

Easy to sand, good bonding, spot-moldable thermoplastic malleable

SIZE SPECIFICATIONS

TRlactive®-Comfort-Line: 35–50
 TRlactive®-Select-Line: 35–48

Initial Contact	Loading Response	Mid Stance	Terminal Stance	Pre Swing	Terminal Swing

The TRlactive Technology uses a vertical serration system to combine materials with varying degrees of density, thus providing ideal support during every phase of walking.

- 1 Guidance zone** 45 Shore
- 2 Support zone** 35 Shore
- 3 Cushioning zone** 25 Shore
- 4 Functional zone**

TRlactive®-Select rigidus

SYSTEMATIK

TRlactive®

Product Range

Control
Comfort
Soft
Shape
Select

Range requirement

arch support

bedding effect

soft cushioning effect

cupshaped, heel cup

3-in-1 solution: control, comfort, soft

Shoe fit

medium

wide

medium

medium

medium

Shoe type

Fashionable and business shoes

Sneaker, comfort shoes and sport shoes

Sneaker and sport shoes

Sneaker

Sneaker, fashionable shoes and business shoes

Therapy of

- heel spur
- heel pain
- plantar fasciitis

- splayfoot
- flatfoot
- fallen arches

- splayfoot
- flatfoot
- fallen arches

- hallux valgus
- hallux rigidus metatarsophalangeal joint osteoarthritis

- knee osteoarthritis

Name Suffix

Heel
Relax
Front Relax
Rigidus
OA

Function

- Cut-out and cushioning in the heel area
- Provides targeted relief for sensitive heel area and the plantar fascia

- Cushioning at the front and back of the foot
- Reduces peak pressures

- Cushioning at the front of the foot
- Reduces peak pressures

- Reinforcement (stiffening) of the big toe for pain relief
- Maintaining mobility

- Supination / Pronation for correcting misalignments of the foot and leg axis

VISCO-LINE

Viscoelastic heel cushions and insoles

ViscoSpot®

Page 53



For the treatment
of heel spurs

ViscoHeel®

Page 54



For the relief of
tendons, ligaments
and joints

ViscoHeel® K

Page 54



For the relief of
tendons, ligaments
and joints

ViscoBalance®

Page 55



For compensating
different leg lengths

ViscoPed®

Page 56



For the reduction
of pressure peaks

ViscoPed® S

Page 56



For the reduction
of pressure peaks

+

HEEL SPUR / ANKLE PAIN / PLANTAR FASCIITIS

ErgoPad® redux heel 2

Page 47




+

PLANOVALGUS FOOT

ErgoPad® weightflex 2

Page 48







BAUERFEIND TREATMENT AREAS





TREATMENT AREAS



INSOLES

- 47** ErgoPad redux heel 2
- 48** ErgoPad weightflex 2
- 49** ErgoPad run & walk
- 50** ErgoPad ball & walk
- 51** GloboTec Junior
- 52** Indication Chart
viscoelastic foot orthoses
- 53** ViscoSpot
- 54** ViscoHeel | ViscoHeel K
- 55** ViscoBalance
- 56** ViscoPed | ViscoPed S
- 57** Overview TRlactive Select
- 58** Overview TRlactive Comfort
- 59** Overview TRlactive Control
- 60** TRlactive Select rigidus
- 60** TRlactive Comfort rigidus
- 60** TRlactive Control rigidus
- 61** TRlactive Select heel
- 61** TRlactive Comfort heel
- 61** TRlactive Control heel
- 62** TRlactive Select front relax
- 62** TRlactive Comfort front relax
- 62** TRlactive Control front relax
- 63** TRlactive Select relax
- 63** TRlactive Comfort relax
- 64** TRlactive Select OA
- 65** b:joynz insoles select
- 65** b:joynz insoles select rigidus
- 65** b:joynz insoles select heel



FOOT AND ANKLE

- 67** Indication Chart
- 69** AchilloTrain
- 70** MalleoTrain
- 71** MalleoTrain Plus
- 72** MalleoTrain S
- 73** AirLoc
- 74** MalleoLoc L
- 75** MalleoLoc L3
- 76** MalleoLoc
- 77** CaligaLoc
- 78** ValguLoc
- 79** ValguLoc II
- 80** Xtern Summit
- 81** Xtern Frontier
- 82** b:joynz ankle support
- 82** b:joynz achilles support
- 82** b:joynz ankle brace
- 83** b:joynz ankle stirrup
- 83** b:joynz night splint



KNEE, HIP, LEG

- 87** Indication Chart
- 90** GenuTrain
- 91** GenuTrain A3
- 92** GenuTrain P3
- 93** GenuTrain S
- 94** GenuTrain S Pro
- 95** GenuPoint
- 96** SecuTec Genu Flex
- 97** SecuTec Genu
- 98** SofTec Genu
- 99** GenuTrain OA
- 100** SecuTec OA
- 101** GenuLoc
- 102** MyoTrain
- 103** CoxaTrain
- 104** b:joynz knee support
- 104** b:joynz knee brace pro
- 105** b:joynz knee
immobilizer 0 / 20
- 105** b:joynz knee ROM

**SPINE AND NECK**

- 108** Indication Chart
- 112** LumboTrain straight
- 112** LumboTrain waisted
- 113** SacroLoc
- 114** LordoLoc
- 115** LumboLoc Forte
- 116** SpinoVa Mum
- 118** SpinoVa Stabi Classic
- 119** SpinoVa Osteo
- 120** CerviLoc | CerviLoc S
- 121** b:joynz back support
- 121** b:joynz LSO basic
- 122** b:joynz LSO unload
- 122** b:joynz LSO plus
- 122** b:joynz jewett brace

**HAND**

- 124** Indication Chart
- 125** ManuTrain
- 126** ManuLoc
- 127** ManuLoc long
- 128** RhizoLoc OA
- 129** RhizoLoc
- 130** ManuLoc Rhizo
- 131** ManuLoc Rhizo long
- 132** b:joynz wrist support
- 132** b:joynz wrist brace
- 132** b:joynz wrist and thumb brace

**ARM AND SHOULDER**

- 134** Indication Chart
- 135** EpiTrain
- 136** EpiPoint
- 137** OmoTrain
- 138** OmoLoc
- 139** b:joynz elbow support
- 139** b:joynz shoulder immobilizer
- 139** b:joynz shoulder immobilizer 15

**COMPRESSION STOCKINGS**

- 141** VenoTrain-portfolio
- 142** VenoTrain micro
- 143** VenoTrain soft
- 144** VenoTrain soft S
- 145** VenoTrain impuls
- 146** VenoTrain business
- 147** VenoTrain hero
- 148** VenoTrain cocoon
- 149** VenoTrain angioflow
- 150** VenoTrain ulcertec
- 151** VenoTrain pure
- 152** VenoTrain act
- 154** Compression Sock Training
- 155** Compression Sock Performance
- 156** Compression Sock Merino
- 157** b:joynz compression stockings
- 159** Care system
lymphedema / lipedema
- 160** VenoTrain curaflow
- 161** VenoTrain delight
- 162** Accessories

PLEASE NOTE

Medical aids from Bauerfeind can be sold irrespective of age, as long as the dimensions of the relevant body part fit the product's specific sizing system. In order to accommodate individual anatomies, in the area of compression stockings and bandages, it is possible to order custom-made products.



Products displaying this symbol can be measured using the BODYTRONIC 410 or 610 digital measurement systems.



**INSOLES FOR
A SECURE
APPEARANCE**

**TRlactive®
Control**



ErgoPad® redux heel 2

Long-term treatment of heel spurs and plantar fasciitis



BENEFIT

- Suitable for shoes with limited space inside

USES / INDICATIONS

- For the effective treatment of chronic heel and ankle pain, plantar fasciitis and plantar calcaneal spurs
- For combating chronic symptoms
- For supporting flattened or slightly raised foot arches




	SIZE
frost green	35 – 42
anthracite	38 – 48



ErgoPad® weightflex 2



Treatment of flat feet or splay feet for a wide range of shoe types



BENEFITS

- Adjustable to suit different heel heights, thanks to hinge joints in the orthotic core
- Variable support (soft, medium, strong)
- Good cushioning despite small height due to a polyurethane soft foam
- Fabric top cover
- Suitable for business and leisure shoes with a heel height of up to 6 cm

USES / INDICATIONS

- Stable support for mild to pronounced flat and splay foot as well as mild high-arched foot
- Available for strong, moderate, and gentle support of the foot



	SIZE
frost green	35 – 42
anthracite	40 – 48



ErgoPad® run & walk

Support and treatment during sport-specific strain



BENEFITS

- Improved comfort in sneakers while running, hiking, and walking
- Supports the feet's natural mobility

USES / INDICATIONS

- Soft cushioning of areas subjected to strain: forefoot and heel
- Stabilization
- Flat foot



	SIZE
cyan	35 – 48



ErgoPad® ball & racket



Supportive treatment for Achilles tendon and knee problems



BENEFIT

- The toe bank stretches the small toes and increases contact between the feet and the shoes

USES / INDICATIONS

- Soft cushioning of areas subjected to strain: forefoot and heel
- Pain relief of the Achilles tendon
- Stabilization
- Flat foot



	SIZE
cyan	35-48



GloboTec® Junior

Effective treatment of children's flat feet



BENEFITS

- Corrects and supports pediatric planovalgus feet (flat feet)
- Can be perfectly adapted to the foot
- Heel cup provides good guidance
- Skin-friendly top cover
- Available for children's shoes from shoe size 22
- Thin materials, ¾-length version
- Very thin and flexible edges
- High, stabilizing heel cup, thin at the heel and edges
- Efficient, modern product that is easy to adapt

USES / INDICATIONS

- Corrects or supports the foot arches in cases of planovalgus foot
- Suitable for a wide range of children's shoes

	SIZE
Microfiber blue	22 – 40



INDICATION CHART FOR FOOT AND ANKLE THERAPY

VISCOELASTIC FOOT ORTHOSES

ViscoHeel®




ViscoHeel® K



ViscoSpot®



ViscoBalance®



ViscoPed®



ViscoPed® S



PRODUCT FEATURE

For the relief of tendons, ligaments and joints

For the relief of tendons, ligaments and joints

For the treatment of heel spurs

For compensating different leg lengths

For the reduction of pressure peaks

For the reduction of pressure peaks

INDICATIONS

Chronic heel and ankle pain (plantar fasciitis)	●		●			
Heel spur (insertion tendopathy)	○		●			
Haglund's deformity – partial relief	●		○			
Osteoarthritis of the leg joints / leg joint replacement	○		○		○	○
Achillodynia – tendomyopathy	○		○	●		
Varus / valgus misalignment of the heel		●				
Leg length differences				●		
Forefoot / toe deformities					●	
Plantar tenderness					●	●

● Main indication ○ Concomitant indication



ViscoSpot®

Viscoelastic heel cushion for shock absorption and management of acute chronic heel pain



INDICATIONS

- Calcaneal apophysitis
- Plantar fasciitis (heel spurs)
- Achillodynia
- Osteoarthritis of the ankle
- Osteoarthritis of the knee
- Osteoarthritis of the hip
- Sacroiliac osteoarthritis
- Caudal intervertebral osteoarthritis
- Cement-free endoprosthesis care (in the first 12 months after surgery)

MODE OF ACTION

- Targeted pressure relief in the area of the softest material (white spot)
- Additional relief of the insertion of the plantar fascia (blue spot)

SIZE	APPROXIMATE SHOE SIZE
1	32 – 40
2	41 – 47



ViscoSpot

**Different versions
for right, left and both sides**

Supplied in pairs



ViscoHeel® | ViscoHeel® K



Viscoelastic heel cushions for relief of tendons, ligaments and joints



INDICATIONS ViscoHeel

- Achillodynia
- Tendomyopathy
- Haglund's deformity
- Tarsal bone pain
- Osteoarthritis of the knee
- Osteoarthritis of the hip, sacroiliac osteoarthritis, caudal intervertebral osteoarthritis
- Cement-free endoprosthesis care (in the first 12 months after surgery)

INDICATIONS ViscoHeel K

- Varus and / or valgus misalignment of the heel

MODE OF ACTION

- Reduces shock loads on the ankle, knee, hip and spine
- Provides effective relief for calf muscles and tendons
- Soft cushioning reduces pressure under the heel
- Can also be used as pronation or supination cushion (ViscoHeel K)



ViscoHeel



ViscoHeel K

ViscoHeel

SIZE	APPROXIMATE SHOE SIZE
0	28 – 31
1	32 – 35
2	36 – 39
3	40 – 43
4	44 – 47

ViscoHeel K

SIZE	APPROXIMATE SHOE SIZE
1	25 – 32
2	33 – 40
3	41 – 47

Supplied in pairs

ViscoBalance®

Viscoelastic heel cushion for
equalizing leg length differences



INDICATIONS

- Leg length differences
- Achillodynia (tendinitis, bursitis subachillea)

MODE OF ACTION

- Improves symptoms in the spine, knee and hip joint caused by static strain
- Reduces shock loads on the ankle, knee, hip and spine



Available in three different
heights

SIZE	APPROXIMATE SHOE SIZE
1	32 – 35
2	36 – 39
3	40 – 43
4	44 – 47

Available in
heights of 3, 5 and 10 mm



ViscoPed® | ViscoPed® S



Viscoelastic foot orthoses for the reduction of pressure peaks



INDICATIONS ViscoPed

- Mild skew foot / flat foot deformities
- Splay foot
- Forefoot and toe deformities (around the sole of the foot)
- Pressure pain around the sole of the foot
- Local pressure pain
- Joint pain

INDICATIONS ViscoPed S

- Pressure pain around the sole of the foot
- Mild static or dynamic misalignment of the skeleton of the foot
- Local pressure peaks
- Hyperkeratosis of the feet
- Atrophy of the plantar fat pad
- Ulcer prevention for diabetes mellitus

MODE OF ACTION

- Reduces shock loads on the ankle, knee, hip and spine
- Special soft cushions alleviate painful irritation
- Splay foot pad (only ViscoPed) for treating forefoot and toe deformities



ViscoPed features a splay foot pad

ViscoPed

SIZE	APPROXIMATE SHOE SIZE
1	37 – 38
2	39 – 40
3	41 – 42
4	43 – 44
5	45 – 46

ViscoPed S

SIZE	APPROXIMATE SHOE SIZE
0	35 – 36
1	37 – 38
2	39 – 40
3	41 – 42
4	43 – 44
5	45 – 46
6	47 – 48

Supplied in pairs

PREFAB INSOLES TRlactive® Select

NOTE

This page serves as an overview and presents an excerpt from the possible application recommendations.

PREFAB INSOLES

SUPPORTING, CUSHIONING AND SOFT CUSHIONING EFFECT

TRlactive®
Select



TRlactive®
Select relax



TRlactive®
Select front relax



TRlactive®
Select rigidus



TRlactive®
Select heel



TRlactive®
Select OA



RECOMMENDED USE SYMPTOMS







	TRlactive® Select	TRlactive® Select relax	TRlactive® Select front relax	TRlactive® Select rigidus	TRlactive® Select heel	TRlactive® Select OA
Planovalgus foot	●	●	●	●	●	●
Arch decreased / splay foot	●	●	●	●	●	●
High-arched foot	●	●	●	●	●	●
Ankle pain, Plantar fasciitis, Heel spur					●	
Hallux limitus, Hallux rigidus				●		
Early-onset Morton's neuroma		●	●			
Pressure points or calluses on the forefoot			●			
Lateral / Medial osteoarthritis of the knee						●
Metatarsalgia	●	●	●	●	●	●



PREFAB INSOLES TRlactive® Comfort

NOTE

This page serves as an overview and presents an excerpt from the possible application recommendations.

PREFAB INSOLES	CUSHIONING AND SOFT CUSHIONING EFFECT				SOFT CUSHIONING EFFECT	CUPSHAPED
	TRlactive® Comfort relax	TRlactive® Comfort front relax	TRlactive® Comfort rigidus	TRlactive® Comfort heel	TRlactive® Soft	TRlactive® Shape
RECOMMENDED USE SYMPTOMS						
	Page 63	Page 62	Page 60	Page 61		
Planovalgus foot	●	●	●	●	●	●
Arch decreased / splay foot	●	●	●	●	●	●
Pronation-flat foot						●
High-arched foot	●	●	●	●	●	●
Ankle pain, Plantar fasciitis, Heel spur				●		
Hallux limitus, Hallux rigidus			●			
Early-onset Morton's neuroma	●	●				
Pressure points or calluses on the forefoot		●			●	
Metatarsalgia	●	●	●	●	●	●

PREFAB INSOLES TRlactive® Control

NOTE

This page serves as an overview and presents an excerpt from the possible application recommendations.

PREFAB INSOLES

SUPPORTING EFFECT

TRlactive®
Control



TRlactive®
Control, Lady



TRlactive®
Control front relax



TRlactive®
Control rigidus



TRlactive®
Control heel



RECOMMENDED USE SYMPTOMS

			Page 62	Page 60	Page 61
Planovalgus foot	●	●	●	●	●
Splay foot	●	●	●	●	●
Ankle pain					●
Plantar fasciitis				●	●
Heel spur				●	●
Hallux limitus, Hallux rigidus				●	
Pressure peaks in the forefoot			●		
Metatarsalgia			●		

TRlactive® prefab insoles for hallux rigidus

TRlactive® Select rigidus

Relief of the big toe joint for acute pain



RECOMMENDED USE

- For acute discomfort in the big toe joint
- Hallux rigidus, hallux limitus
- Flat feet
- Splayfoot
- High arches
- Metatarsalgia

FEATURES

- Thin TRlactive technology in the top layer
- Supportive core with cushioning bottom layer
- Rigid spring can be stiffened on the left, right, or both sides normal shoe shape



TRlactive® Comfort rigidus

Relief of the big toe joint for chronic hallux rigidus



RECOMMENDED USE

- Particularly suitable for long-term therapy
- Hallux rigidus, hallux limitus
- Flat feet
- Flat feet with splayfoot
- High arches
- Metatarsalgia

FEATURES

- TRlactive technology in pressure-redistributing soft cushioning top layer
- Rigidus spring stiffened on both sides
- Comfort shoe shape



TRlactive® Control rigidus

Supportive insole blank with rigid spring



RECOMMENDED USE

- Flat feet with splayfoot
- Hallux rigidus, hallux limitus
- Heel spur
- Plantar fasciitis

FEATURES

- Extra thin with foiled inner lining
- TRlactive technology in top layer with breathable, perforated onSteam lining
- Rigidus spring stiffened on both sides



TRlactive® prefab insoles for heel pain

TRlactive® Select heel



RECOMMENDED USE

- Heel pain
- Heel spur
- Plantar fasciitis
- Flat feet
- Pronation and splayfoot
- High arches
- Metatarsalgia

FEATURES

- Thin TRlactive technology in the top layer
- Core with padded recess in the heel area and further fanning to relieve pressure on the plantar fascia
- Regular shoe shape



TRlactive® Comfort heel



RECOMMENDED USE

- General heel pain
- Heel spur
- Plantar fasciitis
- Pronation and splayfoot
- High arches
- Early-stage Morton's neuroma
- Metatarsalgia

FEATURES

- TRlactive technology in a pressure-redistributing soft cushioning top layer
- Cushions and supports the heel in case of pain or Heel spur
- Additional Poron cushioning in the heel area
- Soft, full-length insole
- Comfort shoe design



TRlactive® Control heel



RECOMMENDED USE

- Flat feet
- Splayfoot
- Heel spur
- Heel pain
- Plantar fasciitis

FEATURES

- Extra thin with foiled inner lining
- TRlactive technology in the top layer with breathable, perforated onSteam lining
- Supportive, fiberglass-reinforced plastic core with heel spur cutout



TRlactive® prefab insoles for forefoot pain

TRlactive® Select front relax



RECOMMENDED USE

- Early-stage Morton's neuroma
- Flat feet
- Pronation and splayfoot
- High arches
- Pressure points or calluses on the forefoot
- Metatarsalgia

FEATURES

- Thin TRlactive technology in the top layer
- Supportive core combined with a thin functional zone top layer
- Extra soft cushioning in the forefoot with high resilience
- Regular shoe shape



TRlactive® Comfort front relax



RECOMMENDED USE

- Early-stage Morton's neuroma
- Pronation and splayfoot
- High arches
- Pressure points or calluses on the forefoot
- Metatarsalgia

FEATURES

- TRlactive technology in a pressure-redistributing soft cushioning top layer
- Reinforced heel edge stabilizes the foot
- Extra soft cushioning in the forefoot with high resilience
- Comfort shoe shape



TRlactive® Control front relax



RECOMMENDED USE

- Flat feet
- Splayfoot
- Pressure points in the forefoot
- Metatarsalgia

FEATURES

- Extra thin with foiled inner lining
- TRlactive technology in the top layer with breathable, perforated onSteam cover
- Supportive insole core
- Additional soft cushioning in the forefoot



TRlactive® prefab insoles for pressure pain

TRlactive® Select relax



RECOMMENDED USE

- Flat feet
- Flat feet (splayfoot)
- High arches
- Early-stage Morton's neuroma

FEATURES

- Supportive core with cushioning underlayer
- Extra soft cushioning thanks to full-length Globofit padding for patients with pressure points or pressure pain
- Regular shoe shape



TRlactive® Comfort relax



RECOMMENDED USE

- Flat feet
- Flat feet (splayfoot)
- High arches
- Early-stage Morton's neuroma

FEATURES

- TRlactive technology in pressure-redistributing soft cushioning top layer
- Full-length Globofit padding, especially suitable for patients with significant pressure pain
- Comfort shoe shape



TRlactive® Select OA

Prefab insoles for osteoarthritis-related knee problems



RECOMMENDED USE

- Misalignments of the foot axis and associated functional disorders
- Medial gonarthrosis
- Lateral gonarthrosis
- Flat feet
- Flat feet (pes planus)

FEATURES

- Relieves pressure in cases of medial or lateral gonarthrosis
- Corrects misalignments by raising the outer or inner side of the insole
- Cushions impact thanks to the TRlactive top layer
- Protects the ankle joint
- Effectiveness can be enhanced in combination with the GenuTrain® OA knee brace (page 99)



VERSIONS

Outer rim reinforcement / Pronation wedge
Inner rim reinforcement / Supination wedge



b:joynz[®] insoles select

Supporting prefab insoles



RECOMMENDED USES

- Flat feet
- Metatarsalgia
- General heel pain



b:joynz[®] insoles select rigidus

Supportive prefab insoles
with rigid spring



RECOMMENDED USES

- Flat feet
- Metatarsalgia
- Hallux rigidus,
hallux limitus
- General heel pain



b:joynz[®] insoles select heel

Prefab insoles for cushioning
for heel pain



RECOMMENDED USES

- Flat feet
- Metatarsalgia
- General heel pain
- Heel spurs
- Plantar fasciitis
- High arches









FOR TARGETED
**FOOT AND
ANKLE THERAPY**

The model in the picture is
wearing an AirLoc®.



INDICATION CHART FOR FOOT AND ANKLE THERAPY

NOTE This page serves as an overview and presents an excerpt from the possible application recommendations.

PRODUCT	AchilloTrain®	MalleoTrain®	MalleoTrain® Plus	MalleoTrain® S
				
PRODUCT FEATURE	Reduction of Achilles tendon problems, thanks to friction pad and heel wedge	Relief and stabilization of the ankle	Increased stabilization and relief of the ankle with functional strap system	Stabilization of the ankle joint with functional strap system
INDICATIONS				
Ligament insufficiency / instability (mild)		●	●	●
Irritation (post-traumatic / post-operative)	●	●	●	
Early functional treatment		●	●	
Non-surgical / post-operative treatment		●	●	
Rehabilitation / protection			●	●
Recurrence prevention		●		●
Supination prevention			●	●
Osteoarthritis / arthritis		●		
Tendomyopathy / tendinopathy		●		
Achillodynia	●			
Haglund's deformity	●			



INDICATION CHART FOR FOOT AND ANKLE THERAPY

NOTE This page serves as an overview and presents an excerpt from the possible application recommendations.

PRODUCT	AirLoc®	MalleoLoc® L	MalleoLoc® L3	MalleoLoc®	CaligaLoc®	ValguLoc®	ValguLoc® II	Xtern® Summit	Xtern® Frontier
PRODUCT FEATURE	Movement-limiting ankle orthosis with adjustable air cushions	Lateral stabilization of the ankle	Lateral stabilization of the ankle – removable in three stages	Increased stabilization of the upper and lower ankle	Stabilization of the upper and lower ankle after serious injuries	Correction of the big toe at rest	Correction of the big toe at rest and during movement	Supports natural gait	Supports natural gait
INDICATIONS									
Ligament insufficiency / instability	moderate	mild + mod.	mild + mod.	mod. + severe	severe				
Irritation (post-traumatic / post-operative)		●	●						
Early functional treatment	●	●	●	●					
Non-surgical / post-operative treatment	●	●	●	●	●				
Rehabilitation / protection	●	●	●	●	●		●		
Recurrence prevention	●	●	●	●	●				
Supination prevention	●	●	●	●	●				
Capsular ligament injury / instability	●	●	●	●	●				
Sinus tarsi syndrome / instability of the subtalar joint					●				
Hallux valgus (non-surgical / post-operative)						●	●		
Weber A fracture (not dislocated)	●								
Weakness of the dorsifl exor muscles (e.g. following trauma, stroke, surgery, MS)								●	●

AchilloTrain®

Reduction of Achilles tendon problems,
thanks to friction pad and heel wedge



INDICATIONS

- Achillodynia (tendinosis, paratendinitis, bursitis subachillea)
- Haglund's deformity
- Chronic, post-traumatic or post-operative irritation (e.g. in the case of Achilles tendon ruptures)

MODE OF ACTION

- The pad ensures a uniform application of pressure and exerts a massage effect during movement, improving the local metabolism and reducing edema
- Two additional viscoelastic heel wedges for additional relief of the achilles tendon



Effect of the pad
over the whole
tendon course



Two heel wedges
for additional
relief

COLORS   



SIZE	ANKLE CIRCUMFERENCE (CM)
1	17 – 19
2	19 – 21
3	21 – 23
4	23 – 25
5	25 – 27
6	27 – 29

**Identical version
for right and left**

Including donning aid



PORTFOLIO



INSOLES



FOOT

MalleoTrain®

Relief and stabilization
of the ankle



Pads anatomically contoured to the medial and lateral malleoli

COLORS   

INDICATIONS

- Chronic, post-operative and post-traumatic irritation (e.g. after sprains)
- Osteoarthritis and arthritis, joint effusions and swelling
- Tendinopathy, tendomyopathy
- Ligament insufficiency
- Early functional / non-surgical treatment
- Recurrence prevention

MODE OF ACTION

- Graduated compression promotes the reabsorption of edema, effusions and hematomas
- The pad redistributes support's compression away from the prominent malleoli to the surrounding soft tissues
- Neuromuscular joint stabilization by means of compressive knit material



SIZE	ANKLE CIRCUMFERENCE (CM)
1	17 – 19
2	19 – 21
3	21 – 23
4	23 – 25
5	25 – 27
6	27 – 29

Different versions
for right or left

Including donning aid

MalleoTrain® Plus

Increased stabilization and relief of the ankle with functional strap system



INDICATIONS

- Chronic, post-traumatic or post-operative irritation
- Post-operative rehabilitation
- Early functional treatment of capsular ligament injuries in the upper / lower ankle
- Ligament insufficiency / instability
- Supination prevention, particularly during increased activity

MODE OF ACTION

- Uses the same mechanism as functional tape bandages
- Medial and lateral pads are wrapped up tightly in a figure-eight pattern and provide extra stability
- Neuromuscular joint stabilization through compression knit material



Pads anatomically contoured to the medial and lateral malleoli



SIZE	ANKLE CIRCUMFERENCE (CM)
1	17 – 19
2	19 – 21
3	21 – 23
4	23 – 25
5	25 – 27
6	27 – 29

Different versions for right or left

Including donning aid



PORTFOLIO




INSOLES



FOOT

MalleoTrain® S

Stabilization of the ankle joint
with functional strap system



Semi-elastic
figure-eight
strap
system

INDICATIONS

- Ligament insufficiency
- Supination prevention
- Mild sprains

MODE OF ACTION

- Uses the same mechanism as functional tape bandages
- The two-stage figure-eight strap system stabilizes and protects the ankle
- Neuromuscular joint stabilization through compression knit material



SIZE	ANKLE CIRCUMFERENCE (CM)
1	17 – 19
2	19 – 21
3	21 – 23
4	23 – 25
5	25 – 27
6	27 – 29

COLORS  

Different versions
for right or left

Including donning aid

AirLoc®

Movement-limiting ankle orthosis with adjustable air cushions



INDICATIONS

- Treatment of (acute) injuries to the capsular ligament complex
- Early functional / non-surgical treatment, e.g. after ankle sprains and ruptured ligaments
- Post-operative recovery / protection e.g. after ligament suture repair / reconstruction
- Chronic ligament insufficiency / instability
- Recurrence prevention
- Weber A fracture (not dislocated)



MODE OF ACTION

- When worn with shoes, the orthosis stabilizes the medial and lateral capsular ligament structures in the ankle after acute injuries
- Inflatable air cushions provide incremental adjustment for a perfect fit respective to swelling

Integrated pump and release valve to adjust air cushions to degree of swelling

**One universal size,
identical version
for right and left**



PORTFOLIO



INSOLES



FOOT

MalleoLoc® L

Lateral stabilization of the ankle



INDICATIONS

- Non-surgical treatment of sprains and ruptured ligaments
- Acute and chronic capsular ligament instabilities
- Prevention of chronic ligament instability
- Post-operative rehabilitation / protection, e.g. after suture repair / ligament reconstruction
- Post-traumatic / post-operative irritation

MODE OF ACTION

- Stabilizes the foot in the shoe and provides lateral protection against sprains, without restricting the foot's normal heel-to-toe movement
- The L-shaped shell extends past the talus bone, counteracting talar shift
- An optional, freely positionable plantar pad stimulates the foot dorsiflexor muscles for additional active stabilization



Optional: Improved sensorimotor function through a plantar pad that can be positioned as required



Slim L shell

**One universal size,
different versions
for right or left**

MalleoLoc® L3

Lateral stabilization of the ankle –
removable in three stages



Zip for easy
donning



Fits into everyday
or business shoes

INDICATIONS

- Non-surgical treatment of sprains and ruptured ligaments
- Acute and chronic capsular ligament instabilities
- Prevention of chronic ligament instability
- Post-operative rehabilitation / protection, e.g. after suture repair / ligament reconstruction
- Post-traumatic / post-operative irritation

MODE OF ACTION

- Orthosis with removable elements supports patients throughout their treatment and offers three levels of stabilization according to the progress of healing
- The support's soft tissue compression helps reduce swelling more quickly, improves proprioception, and activates the muscles
- Provides lateral stabilization of the foot in the shoe and protection against sprains, without restricting the foot's normal heel-to-toe movement
- The L-shaped shell extends past the talus bone, counteracting talar shift



SIZE	ANKLE CIRCUMFERENCE (CM)
1	17 – 19
2	19 – 21
3	21 – 23
4	23 – 25
5	25 – 27
6	27 – 29

**Different versions
for right or left**



PORTFOLIO



INSOLES



FOOT

MalleoLoc®

Increased stabilization of the upper and lower ankle



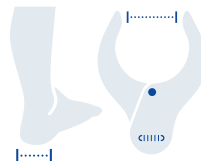
Plantar guide

INDICATIONS

- Early functional / non-surgical treatment for injuries to the capsular ligament complex and the bifurcate ligament, e.g. after sprains and ruptured ligaments
- Post-operative protection after ligament suture repair / reconstruction
- Chronic ligament insufficiency
- Recurrence prevention

MODE OF ACTION

- The orthosis stabilizes the foot and protects against sprains without significantly obstructing normal heel-to-toe movement
- The plantar guide helps to create neuromuscular effects and therefore the ankle joint is actively stabilized by the muscles
- MalleoLoc is positioned anterolaterally on the joint to counteract talar shift without restricting freedom of movement in the plantar flexion
- The strap system allows the degree of immobilization to be continuously adjusted



SIZE	HEEL WIDTH
1	< 6 cm
2	> 6 cm

**Different versions
for right or left**

CaligaLoc®

Stabilization of the upper and lower ankle after serious injuries



INDICATIONS

- Non-surgical treatment of severe ankle injuries
- Post-operative protection after ligament suture repair / reconstruction
- Chronic instability of the upper and / or lower ankle where surgery is contraindicated
- Post-traumatic sinus tarsi syndrome and decompensated instability of the subtalar joint, also as a temporary stabilization aid

MODE OF ACTION

- CaligaLoc prevents abnormal load situations in the upper and, to a certain extent, lower ankle
- The integrated pronation wedge takes the strain off the lateral collateral ligaments and has a stabilizing effect that counteracts supination



Medial view



SIZE	APPROXIMATE SHOE SIZE
1	34 – 38
2	39 – 43
3	44 – 48

The shoe size is merely a guideline to determine the size. In exceptional cases, a smaller or bigger size may need to be chosen because of a particular foot shape.

Different versions for right or left



PORTFOLIO



INSOLES



FOOT

ValguLoc®

Correction of the big toe at rest



Comfortable to wear – postural splint with soft straps

INDICATION

- Hallux valgus (non-surgical and post-operative)

MODE OF ACTION

- ValguLoc corrects hallux valgus misalignment according to the three-point principle and stretches shortened parts of the capsule and soft tissues
- Postoperative loss of correction (e.g. due to scarring) can be avoided, and the casing helps protect the big toe from certain mechanical forces



SIZE	APPROXIMATE SHOE SIZE
1	34 – 36
2	37 – 40
3	41 – 46

Different versions
for right or left

ValguLoc® II

Correction of the big toe at rest
and during movement



INDICATIONS

- Post-operative protection / rehabilitation following hallux valgus surgery
- Non-surgical functional treatment of big toe misalignments with mobilization

MODE OF ACTION

- Correction of the first metatarsophalangeal joint
- Post-operative splinting immobilizes the first metatarsophalangeal joint
- Maintains the post-operative position (hallux valgus angle) during mobilization

Complete mobility of the first metatarsophalangeal joint or immobilizing it with adjustable flexion and extension angles



**One universal size,
identical version
for right and left**



PORTFOLIO



INSOLES



FOOT

Xtern® Summit*

Supports natural gait



INDICATIONS

Weakness of the dorsiflexor muscles with or without mild spasticity:

- Peroneal paresis
- Following back, hip, or knee surgery
- Following traumatic injury in the area of the lower extremities

MODE OF ACTION

- Revitalizes the foot for movement, thanks to the biomechanically optimized orthosis design
- Natural walking and hiking, and much more: the orthosis design adapts to uneven surfaces
- Fits many types of shoes: click-in system allows switching between everyday shoes, sneakers, and even sandals (clips included)
- High level of wearing comfort: no direct contact with the foot and ankle to avoid blisters and pressure points
- Use of individual insoles possible

SIZE	APPROXIMATE SHOE SIZE
S	34,5 – 41,5
M	40,5 – 46,0
L	45,0 – 51,0

When in between sizes: choose the smaller size for narrower feet.

Patients can wear a **variety of shoes**

* TurboMed Orthotics Inc., 240 Sydney (Suite 101), St-Augustin-de-Desmaures, QC, G3A 0P2, CANADA

**identical version
for right and left**

Xtern® Frontier*

Supports natural gait



INDICATIONS

Weakness of the dorsiflexor muscles with or without mild spasticity:

- Peroneal paresis
- Following back, hip, or knee surgery
- Following traumatic injury in the area of the lower extremities
- Paresis following a stroke with restricted movement of the fingers
- Multiple sclerosis (MS)

MODE OF ACTION

the same as Xtern Summit

- particularly suitable for people with limited fine motor skills in their hands
 - A magnetic fastener that can be closed with one hand
 - Foot is inserted from the back



Can be closed with one hand thanks to magnetic closure

SIZE	APPROXIMATE SHOE SIZE
S	34,5 – 41,5
M	40,5 – 44,5
L	44,5 – 51,0

When in between sizes: choose the smaller size for narrower feet.

* TurboMed Orthotics Inc., 240 Sydney (Suite 101), St-Augustin-de-Desmaures, QC, G3A 0P2, CANADA

**identical version
for right and left**



PORTFOLIO



INSOLES



FOOT

b:joynz® ankle support

A simple ankle support for compression with pads



Size	1	2	3	4	5
cm	17-19	19-21	21-23	23-25	25-27

INDICATIONS

- Chronic, post-operative, and post-traumatic irritation, e.g. after sprains
- Osteoarthritis and arthritis, joint effusion and swelling
- Tendinopathy
- Tendomyopathy
- Ligament insufficiency
- Early functional / non-surgical treatment
- Recurrence prevention

b:joynz® achilles support

The simple Achilles tendon support for compression with pad and heel wedge



Size	2	3	4	5
cm	19-21	21-23	23-25	25-27

INDICATIONS

- Achilles tendinopathy (tendinosis, paratendinitis, subachilles bursitis)
- Chronic, post-traumatic and post-operative irritation, e.g., in cases of Achilles tendon rupture or irritation resulting from a Haglund's deformity
- Inflammatory processes of the Achilles tendon

b:joynz® ankle brace

Ankle orthosis for stabilization with limitation of pronation and supination



Size	XS	S	M	L	XL
cm	25-28	28-30	30-33	33-36	36-41

INDICATIONS

- Non-surgical treatment of ankle sprains
- Chronic ligament instability
- Post-operative care
- Secondary prevention in cases of ankle ligament injuries
- Ligamentous hyperlaxity

b:joynz® ankle stirrup

Orthosis for mediolateral immobilization of the ankle



INDICATIONS

- Post-operative protection after ligament suture repair / reconstruction
- Pronation and / or supination trauma
- Conservative treatment of ankle sprains (all levels of severity)
- Functional treatment of ligament ruptures
- Weber A fracture
- Chronic ligament instability

Universal size

b:joynz® night splint

Orthosis for treating plantar fasciitis



INDICATIONS

- Achilles tendon inflammation
- Post-operative immobilization
- Treatment and prevention of pressure ulcers
- Equinus foot deformity and ankle contractures



Size	XS	S	M	L	XL
Shoe size EU	< 35	35–38	39–41	42–45	> 45



PORTFOLIO



INSOLES



FOOT

b:joynz® walker

Orthosis for the lower leg and foot to provide immobilization in a specified position



INDICATIONS

Version tall:

- Non-surgical / post-operative care of foot and ankle
- Immobilization of the lower leg / foot region
- Ankle sprains (severe)
- Stable fractures
- Soft tissue injuries

Version short:

- Non-surgical / post-operative care of foot and ankle
- Immobilization of the forefoot and midfoot region
- Ankle sprains (moderate to severe)
- Metatarsal fractures
- Soft tissue injuries



Size	XS	S	M	L	XL
Shoe size EU	< 35.5	36–39	40–43.5	44–47	> 47

b:joynz® air walker soft

Orthosis for the lower leg and foot to provide immobilization in a specified position – with integrated pump system



INDICATIONS

Version tall:

- Non-surgical / post-operative care of foot and ankle
- Immobilization of the lower leg / foot region
- Ankle sprains (severe)
- Stable fractures
- Soft tissue injuries

Version short:

- Conservative / post-operative treatment of foot and ankle
- Immobilization of the lower leg / foot region
- Ankle sprains (moderate to severe)
- Metatarsal fractures
- Soft tissue injuries



Size	XS	S	M	L	XL
Shoe size EU	< 35.5	36–39	40–43.5	44–47	> 47

b:joynz® air walker

Orthosis for the lower leg and foot to provide immobilization in a specified position – with integrated pump system



INDICATIONS

Version tall:

- Conservative / post-operative treatment of foot and ankle
- Immobilization of the lower leg / foot region
- Ankle sprains (severe)
- Stable fractures
- Soft tissue injuries

Version short:

- Conservative / post-operative treatment of foot and ankle
- Immobilization of the forefoot and midfoot region
- Ankle sprains (moderate to severe)
- Metatarsal fractures
- Soft tissue injuries



Size	XS	S	M	L	XL
Shoe size EU	< 35.5	36–39	40–43.5	44–47	> 47

b:joynz® air walker achilles

Orthosis for the lower leg and foot to provide immobilization in an adjustable position – with integrated pump system



INDICATIONS

- Ruptured Achilles tendon
- Pre-operative and post-operative treatment of foot and ankle
- Post-traumatic treatment of foot and ankle



Size	XS	S	M	L	XL
Shoe size EU	< 35.5	36–39	40–43.5	44–47	> 47





FOR TARGETED
KNEE AND HIP
THERAPY

Laura Nolte is wearing
a GenuTrain® in the picture.



INDICATION CHART FOR KNEE THERAPY

NOTE This page serves as an overview and presents an excerpt from the possible application recommendations.

PRODUCT	GenuTrain®	GenuTrain® A3	GenuTrain® P3	GenuTrain® S	GenuTrain® S Pro	GenuPoint®
PRODUCT FEATURE	Activation, relief and stabilization of the knee joint	Activation and stabilization in cases of complex knee problems such as osteoarthritis	Centering and securing of the patella using an adjustable corrective strap	Increased stabilization of the knee joint using joint splints on the sides	Increased stabilization of the knee joint using joint splints on the sides and restriction of range of motion	Targeted relief and guidance of the patellar tendon
INDICATIONS						
Irritation (post-traumatic/post-operative)	●	●	●			●
Recurring joint effusion	●	●				
Patellar lateralization		●	●			
Patella(sub)luxation						
Patellofemoral pain syndrome			●			●
Instability mild to moderate	●	●	●	●	●	
Meniscus injury	●				●	
Osteoarthritis of the knee / arthritis mild to moderate	●	●		●	●	
Prevention / recurrence prevention	●	●			●	



PORTFOLIO



INSOLES



FOOT

KNEE,
HIP, LEG

INDICATION CHART FOR KNEE AND HIP THERAPY

NOTE This page serves as an overview and presents an excerpt from the possible application recommendations.

PRODUCT		SecuTec® Genu Flex	SecuTec® Genu dorsal	SecuTec® Genu frontal	SofTec® Genu	GenuTrain® OA	SecuTec® OA	GenuLoc®	MyoTrain®	CoxaTrain®
										
PRODUCT FEATURE		Adaptive stabilizing orthosis with range of motion limitation for complex knee injuries	Stabilization with restriction of the range of motion in cases of complex knee injuries	Stabilization with restriction of the range of motion in cases of complex knee injuries	Active and passive stabilization of the knee joint – ideal for long-term treatment	Targeted relief and stabilization to encourage increased activity in cases of osteoarthritis of the knee	Relief and stabilization in cases of osteoarthritis of the knee with leg axis misalignment	Immobilization of the knee joint – stretched or at a preset flexion angle	Adjustable compression for the treatment of thigh muscle injuries	Stabilization and reduction of pain in the hip joint
INDICATIONS										
	mild to moderate					●				
Instability	severe to complex	●	●	●						
	functional, e.g. non-copers	●		●						
Meniscus injury		●	●	●	●	●	●			
Collateral ligament injury		●	●	●						
Ruptured anterior / posterior cruciate ligament (ACL / PCL)		●	●	●			● in cases of leg axis misalignment			
Osteoarthritis of the knee / arthritis	mild to moderate					●				
	moderate to severe					●	●			



INDICATIONS	SecuTec® Genu Flex	SecuTec® Genu	SofTec® Genu	GenuTrain® OA	SecuTec® OA	GenuLoc®	MyoTrain®	CoxaTrain®
Condition after cartilage transplant				•	•			
Patella fracture (non-surgical or post-operative)		•				•		
Genu recurvatum			•					
Knee immobilization						•		
Muscle injury							•	
Prevention / recurrence prevention			•				•	
Osteoarthritis of the hip								• ¹
Muscular imbalance in the lumbar, pelvis and hip area								•
Muscular problems after hip joint surgery								•
Impingement of the hip joint								•
Instability of the hip joint (after THR, after revision surgery)								•
Feeling of instability in the hip								•
Loosening of hip prosthesis, if surgery is not possible								•
Chronic irritation (e.g. bursitis in combination with arthrosis)								•
Chronic tendinopathy in conjunction with arthrosis								•

¹ Kellgren-Lawrence-Score 2 – 4



GenuTrain®

Activation, relief and stabilization
of the knee joint



Omega+ Pad



Integrated donning
and doffing aid

COLORS   

INDICATIONS

- Tendinopathy, tendomyopathy, ligament insertion degeneration, meniscopathy, chronic, post-traumatic or post-operative irritation
- Recurring joint effusion
- Osteoarthritis of the knee / arthritis (joint wear / joint inflammation)
- Prevention / recurrence prevention
- Feeling of instability

MODE OF ACTION

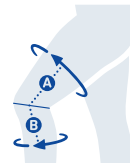
- Targeted muscle activation provides relief and stabilization of the knee joint
- Massage of menisci through meniscus wings at the sides helps to reduce pain
- Hoffa spots act on the Hoffa's fat pad, which improves the metabolism

Custom-made solution (beige or titan): Please find the exact measuring points on our measuring pad.

Also available with silicone coating
(only in titan and black, comfort sizes also in beige)

Comfort sizes also available with top band (titan, black and beige)

NEW
COMFORT
SIZES WITH
TOP BAND



A 14 cm
B 12 cm

Measure at
30° flexion
while standing.

SIZE	CIRCUMFERENCE (CM)	
	TOP	BOTTOM
0	35–38	25–28
1	38–41	28–31
2	41–44	31–34
3	44–47	34–37
3C	47–50	34–37
4	47–50	37–40
4C	50–53	37–40
5	50–53	40–43
5C	53–56	40–43
6	53–56	43–46
6C	56–59	43–46
7	56–59	46–49
7C	59–62	46–49

Identical version for right and left



GenuTrain® A3

Activation and stabilization in cases of complex knee problems such as osteoarthritis

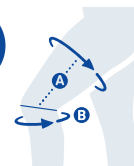


INDICATIONS

- Osteoarthritis of the knee and arthritis, chronic, post-traumatic and post-operative irritation, ligament insertion degeneration and tendomyopathy
- Knee pain in cases of functional instability due to muscular imbalance
- Recurring joint effusion
- Prevention / recurrence prevention
- Patellar lateralization

MODE OF ACTION

- Counteracts complex knee problems
- Acts on typical symptom areas of the knee during movement and activates the joint-stabilizing muscles, particularly the vastus medialis muscle



Ⓐ 14 cm
Ⓑ Narrowest point below the knee

Measure at 30° flexion while standing.

SIZE	CIRCUMFERENCE (CM)	
	TOP	BOTTOM
1	35–41	27–29
2	39–46	29–32
3	42–51	32–35
4	47–56	35–38
5	51–60	38–41
6	55–64	41–44
7	59–68	44–47

COLORS   

Different versions for right or left



PORTFOLIO



INSOLES



FOOT



KNEE,
HIP, LEG

GenuTrain® P3

Centering and securing of the patella using an adjustable corrective strap

NEW



Patella pad with adjustable corrective strap

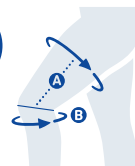
INDICATIONS

- Patellar lateralization
- Patellar subluxation / patellar dislocation; post-traumatic
- High-riding patella (patella alta)
- Knee joint irritation (patellofemoral pain syndrome, patellar chondropathy, chondromalacia patellae, patella tip syndrome / jumper's knee, runner's knee)
- Retropatellar osteoarthritis
- Post-operative care (e.g. following stabilization of the patella)
- Feeling of instability

MODE OF ACTION

- Together with the corrective strap, the pad centers the patella
- This provides for protection against lateral drifting or tilting of the patella; this protection can be individually adjusted using a corrective strap

Custom-made solution (beige or titan): Please find the exact measuring points on our measuring pad.



A 14 cm
B Narrowest point below the knee

Measure at 30° flexion while standing.

SIZE	CIRCUMFERENCE (CM)	
	TOP	BOTTOM
1	35–41	27–29
2	39–46	29–32
3	42–51	32–35
4	47–56	35–38
5	51–60	38–41
6	55–64	41–44
7	59–68	44–47

COLORS

Different versions for right or left

GenuTrain® S

Increased stabilization of the knee joint
using joint splints on the sides



INDICATIONS

- Joint instability (mild to moderate)
- Osteoarthritis of the knee
- Arthritis (e.g. rheumatoid arthritis)

MODE OF ACTION

- The combination of joint splints and strap system provides the knee with passive support
- The positive effect on the sensorimotor system offers active support to the knee joint

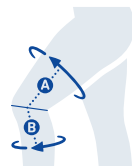


Pad

Lateral
joint splints

COLORS   

Custom-made solution (titan): Please find the exact measuring points on our measuring pad.



A 14 cm

B 12 cm

Measure at
30° flexion
while standing.

SIZE	CIRCUMFERENCE (CM)	
	TOP	BOTTOM
1	38–41	28–31
2	41–44	31–34
3	44–47	34–37
4	47–50	37–40
5	50–53	40–43
6	53–56	43–46
7	56–59	46–49

**Different versions
for right or left**



PORTFOLIO



INSOLES



FOOT



KNEE,
HIP, LEG

GenuTrain® S Pro

Increased stabilization of the knee joint using joint splints on the sides and restriction of range of motion



INDICATIONS

- Joint instability (mild to moderate)
- Osteoarthritis of the knee
- Arthritis (e.g. rheumatoid arthritis)
- Meniscus injuries

MODE OF ACTION

- By restricting the hinges, it is possible to limit the range of motion of the knee over the course of treatment
- The combination of joint splints and straps provides the knee with passive support and guides it securely during movement

The joint splints can be limited to a flexion angle of 30°, 60° or 90° and an extension angle of 20°.



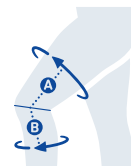
Pad



Restrictable hinge

COLORS   

Custom-made solution (titan): Please find the exact measuring points on our measuring pad.



A 14 cm

B 12 cm

Measure at 30° flexion while standing.

SIZE	CIRCUMFERENCE (CM)	
	TOP	BOTTOM
1	38–41	28–31
2	41–44	31–34
3	44–47	34–37
4	47–50	37–40
5	50–53	40–43
6	53–56	43–46
7	56–59	46–49

Different versions for right or left

GenuPoint®

Targeted relief and guidance
of the patellar tendon



INDICATIONS

- Irritation in the patellar tendon area (patellofemoral pain syndrome, patellar chondropathy, patella tip syndrome / jumper's knee)

MODE OF ACTION

- The special pad enables targeted compression of the patellar ligament
- The pad guides and relieves strain on the patellar tendon, it massages typically painful areas during movement, thereby relieving symptoms



SIZE	CIRCUMFERENCE (CM)
1	28–30
2	30–35
3	35–44

COLORS  

Identical version
for right and left



PORTFOLIO



INSOLES



FOOT




KNEE,
HIP, LEG

SecuTec® Genu Flex

Adaptive stabilizing orthosis
with range of motion limitation
for complex knee injuries



Adapts to the leg
anatomy during
movement



Easily adjustable
to the individual
leg circumference
through Flex-Links

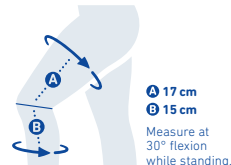
INDICATIONS

- Rupture of the anterior and /or posterior cruciate ligament (ACL / PCL)
- After ligament surgery / ligament reconstruction
- Severe and /or complex instability (traumatic, degenerative, e.g. "unhappy triad")
- Collateral ligament injuries
- To restrict the knee joint's range of motion (e.g. after meniscus surgery)
- For non-surgical treatment or long-term rehabilitation

MODE OF ACTION

- Reliable stabilization according to the 4-point principle
- Remains securely in position with a high level of wearing comfort, due to the semi-flexible frame that adapts to the leg anatomy during movement
- Adjustable fit even during ongoing treatment, thanks to Flex-Links on upper and lower leg that can be added or removed

Flexion and extension can be limited independently from each other.
(Flexion: 0°, 10°, 20°, 30°, 45°, 60°, 75°, 90°)
(Extension: 0°, 10°, 20°, 30°, 45°)
(The joint can be immobilized in steps of 0°, 10°, 20°, 30°, 45°)



SIZE	CIRCUMFERENCE (CM)	
	TOP	BOTTOM
1	37–45	28–36
2	45–53	32–40
3	53–61	36–44
4	61–69	40–48
5	69–81	44–52

**Different versions
for right or left**

SecuTec® Genu

Stabilization with restriction of the range of motion
in cases of complex knee injuries

dorsal frontal



Dorsal version, adaptive calf shell with dorsal version for secure position

Upper / lower leg frames of different sizes can be combined

COLORS FRONTAL  
DORSAL  

INDICATIONS

- Rupture of the anterior and / or posterior cruciate ligament (ACL / PCL)
- After ligament surgery / ligament reconstruction
- Severe and / or complex instability (traumatic, degenerative; e.g. "unhappy triad")
- Collateral ligament injuries
- To restrict the range of motion (e.g. following meniscus refixation or meniscal implantation)
- Patellar fracture (non-surgical and post-operative)

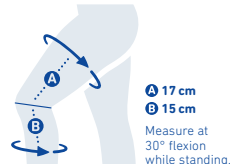
MODE OF ACTION

- Hard-frame orthosis that stabilizes the knee joint in the sagittal plane, in accordance with the four-point principle

TWO VERSIONS

- Frontal, to put on from the front
- Dorsal, with adaptive calf shell for an optimal fit

Flexion and extension can be limited independently from each other.
(Flexion: 0°, 10°, 20°, 30°, 45°, 60°, 75°, 90°)
(Extension: 0°, 10°, 20°, 30°, 45°)
(Fixation: 0°, 10°, 20°, 30°, 45°)



SIZE	CIRCUMFERENCE (CM)	
	TOP	BOTTOM
1	38–42	28–32
2	41–45	31–35
3	44–49	34–38
4	48–53	36–40
5	51–57	39–43
6	54–60	42–46
7	60–72	46–51

Upper and lower leg sections of two different sizes can be combined (difference of up to two sizes)*

* Delivered as assembly kit

Different versions for right or left



PORTFOLIO



INSOLES



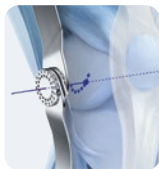
FOOT



KNEE,
HIP, LEG

SofTec® Genu

Active and passive stabilization of the knee joint – ideal for long-term treatment



Automatically determines the individual compromise axis of rotation



Stable, circular frictional connection in accordance with the four-point principle

COLORS  

INDICATIONS

- Rupture of the anterior and/or posterior cruciate ligament (ACL/PCL), for non-surgical treatment, pre-operative and delayed post-operative management, long-term rehabilitation and in cases of chronic insufficiency
- Severe and/or complex instability (traumatic, degenerative; e.g. "unhappy triad")
- Non-surgical functional treatment of collateral ligament lesions
- To restrict the range of movement (e.g. following meniscus suturing or meniscal implantation)
- Treatment of an "unstable knee joint" (e.g. severe osteoarthritis of the knee, rheumatoid arthritis, endoprosthetics, genu recurvatum)

MODE OF ACTION

- The tension-stable non-elastic knitted section in combination with the joint splints and Velcro straps stabilize the knee according to the four-point principle
- The three-dimensional adjustment of the orthosis hinges to the individual compromise axis of rotation avoids harmful constraining forces on the knee

The hinges permit restriction of extension and flexion in 10° intervals.



A 17 cm

B 15 cm

Measure at 30° flexion while standing.

SIZE	CIRCUMFERENCE (CM)		
	TOP	CENTER	BOTTOM
1	38–42	29–32	28–32
2	41–45	32–35	31–35
3	44–49	35–38	34–38
4	48–53	38–41	36–40
5	51–57	41–44	39–43
6	54–60	44–47	42–46

Hinge protection cover for sports available as an accessory

Different versions for right or left

GenuTrain® OA

Target relief and unloading for a more active lifestyle

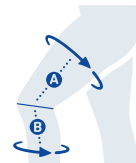


INDICATIONS

- Medial or lateral osteoarthritis of the knee
- Instability (mediolateral)
- Unicompartmental cartilage / bone lesion
- Condition after cartilage surgery and / or cartilage reconstruction for necessary unilateral post-operative relief
- Following unilateral meniscal lesions
- Osteochondritis dissecans (post-operative)
- Bone bruising (bone marrow edema of the medial femoral condyle / tibial plateau)

MODE OF ACTION

- Adjustable power-eight strap system and stabilizing hinge provide joint relief according to the 3-point principle
- Lightweight, low-profile design and easy adjustable unloading relief encourages more activity and compliance
- Comfortable to wear even over longer periods of time due to the breathable 3D Airknit and the pressure-free bending zone in the hollow of the knee



A 17 cm

B 15 cm

Measure at
30° flexion
while standing.

SIZE	CIRCUMFERENCE (CM)	
	TOP	BOTTOM
1	40–47	28–34
2	47–52	34–39
3	52–58	39–43
4	57–65	43–46
5	60–72	46–50

- right medial / left lateral:
for medial relief on the right leg;
or for lateral relief of the left leg
- left medial / right lateral:
for medial relief on the left leg;
or for lateral relief of the right leg

Optional: Limitation set
available in three sizes



Three-point
principle



Boa®-Fit-System



PORTFOLIO



INSOLES



FOOT



KNEE,
HIP, LEG

SecuTec® OA

Orthosis for relief and stabilization for osteoarthritis of the knee with leg axis misalignment



INDICATIONS

- Medial or lateral osteoarthritis of the knee / arthritis (moderate to severe)
- Condition after cartilage transplant
- Following meniscus refixation
- Ruptured anterior / posterior cruciate ligament (ACL / PCL) with leg axis misalignment

MODE OF ACTION

- Correction and relief according to the three-point principle (varus and valgus setting)
- Provides stability based on the four-point principle
- Limiting hinge elements for restricting mobility or immobilization (to be ordered separately)

Individual fitting on the distal frame for varus or valgus adjustment (25° each)

Flexion and extension can be limited independently from each other.

(Flexion: 0°, 10°, 20°, 30°, 45°, 60°, 75°, 90°)

(Extension: 0°, 10°, 20°, 30°, 45°)



One orthosis for both directions of relief, no narrowing of the knee width



SIZE	CIRCUMFERENCE (CM)	
	TOP	BOTTOM
1	38–42	28–32
2	41–45	31–35
3	44–49	34–38
4	48–53	36–40
5	51–57	39–43
6	54–60	42–46
7	60–72	46–51

Upper and lower leg sections of two different sizes can be combined (difference of up to two sizes)*

* Delivered as assembly kit

Different versions for right or left

Optional: Limitation set

GenuLoc®

Immobilization of the knee joint – stretched or at a preset flexion angle



INDICATIONS


- Pre-operative, post-operative, post-traumatic immobilization
- Non-surgical treatment of patella fractures

MODE OF ACTION

- The splint immobilizes the leg at a preset knee flexion angle
- The pad behind the knee provides added support and enhances the secure positioning of the immobilization splint against the leg



Plastic bars at the sides



Contoured dorsal aluminum bars

**One universal size,
identical version
for right and left**



PORTFOLIO



INSOLES



FOOT



KNEE,
HIP, LEG

MyoTrain®

Adjustable compression for the treatment of thigh muscle injuries



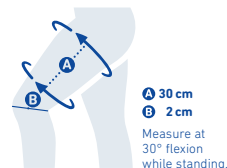
INDICATIONS

- Muscle hardening
- Muscle strains
- Muscle bruising (thigh knock)
- Muscle fiber tears
- Tears in bundles of muscle fiber, for example the rear thigh muscles (hamstrings)
- Injuries to the fascia lata
- Post-traumatic, post-operative irritation
- Prevention / recurrence prevention

MODE OF ACTION

- Works according to the principles of taping using compression on the injured area
- Compression can be individually adjusted with a Velcro strap system, and two freely placeable pads offer targeted compression enhancement

Optional:
functional pad
and small acute pad



SIZE	CIRCUMFERENCE (CM)	
	TOP	BOTTOM
1	44 – 48	32 – 35
2	48 – 52	35 – 38
3	52 – 56	38 – 41
4	56 – 60	41 – 44
5	60 – 64	44 – 47
6	64 – 68	47 – 50
7	68 – 72	50 – 53

Identical version
for right and left

CoxaTrain®

Stabilization and reduction
of pain in the hip joint



Gluteal Pad

Trochanter Pad

INDICATIONS

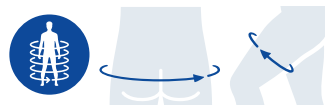
- Osteoarthritis of the hip (Kellgren-Lawrence score 2–4)
- Muscular imbalance in the lumbar, pelvis and hip area
- Muscular problems after hip joint surgery
- Impingement of the hip joint
- Instability of the hip joint (after THR, after revision surgery)
- Feeling of instability in the hip
- Loosening of hip prosthesis, if surgery is not possible
- Chronic irritation (e. g. bursitis in combination with arthrosis)
- Chronic tendinopathy in conjunction with arthrosis

MODE OF ACTION

- Loosens painful lateral contractures above the hip; the Gluteal Pad relieves tension on the three trigger points of the gluteus medius muscle
- Pressure-relieving traction in the hip joint thanks to the innovative Trochanter Pad; during walking, it is mechanically moved up and down the hip muscles

Optional: hip movement can be restricted in one plane using limiting pins (60°, 75°, 90°)

Use on both sides possible (ordering an additional hinge, leg section and Gluteal Pad for the side that should also be treated)



PELVIC SUPPORT

SIZE	PELVIC CIRCUMF. (CM)
1	85–95
2	95–105
3	105–115
4	115–125
5	125–135
6	135–145

THIGH SUPPORT

SIZE	THIGH CIRCUMFERENCE CENTER (CM)
1	43–53
2	53–63
3	63–73

HINGE **SHORT** (<170 cm body height)
LONG (>170 cm body height)



PORTFOLIO



INSOLES



FOOT



KNEE,
HIP, LEG

b:joynz® knee support

A simple knee support for
compression with pad and stays

INDICATIONS

- Tendinopathy, tendomyopathy
- Ligament insertion degeneration
- Meniscopathy
- Chronic, post-traumatic or post-operative irritation
- Recurring joint effusion
- Osteoarthritis of the knee (joint wear)
- Arthritis (joint inflammation)
- Prevention / relapse prevention
- Feeling of instability



Size	1	2	3	4	5	6	7
A	38-41	41-44	44-47	47-50	50-53	53-56	56-59
cm	Comfort sizes		47-50	50-53	53-56	56-59	59-62
B	28-31	31-34	34-37	37-40	40-43	43-46	46-49

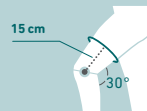
b:joynz® knee brace pro

ROM wrap orthosis to improve
lateral stability and restrict knee
movement



INDICATIONS

- Moderate knee instability
- Cruciate and collateral ligament injury
- Meniscus injuries
- Osteoarthritis of the knee joint
- Deformities and injuries of the knee
- Post-operative treatment following knee surgery
- Knee sprains



Size	XS	S	M	L	XL	XXL
cm	33-39	39-46	46-52	52-58	58-65	65-71

b:joynz® knee immobilizer 0 / 20

Orthosis for immobilization after surgery or acute injury

INDICATIONS

- Pre-operative and post-operative immobilization
- Post-traumatic treatment of the knee
- Joint, muscle, and ligament injuries
- Condition after patella dislocation



Universal size

b:joynz® knee ROM

Orthosis for stabilization and immobilization after surgery or acute injury

INDICATIONS

- Pre-operative and post-operative treatment of the knee
- Post-traumatic treatment of the knee
- Fractures
- Ligament injuries
- Meniscus injuries



Universal size



PORTFOLIO



INSOLES



FOOT



KNEE,
HIP, LEG

FOR TARGETED
BACK THERAPY

Deborah Levi is wearing
a LumboTrain® waisted
in the picture.



PORTFOLIO



INSOLES











FOOT

KNEE,
HIP, LEGSPINE,
NECK

TABLE OF INDICATIONS FOR BACK THERAPY

NOTE

This page serves as an overview and presents an excerpt from the possible application recommendations.


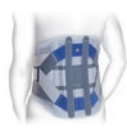





PRODUCT	LumboTrain® straight LumboTrain® waisted	SacroLoc®	LordoLoc®	LumboLoc® Forte
PRODUCT FEATURE	 Activation, relief, and stabilization of the lumbar spine	 Stabilization of the pelvis and targeted relief of the sacroiliac joints	 Stabilization and relief of the lumbar spine using tensioning straps	 Increased stabilization and relief of the lumbar spine using adjustable strap system
FUNCTIONAL ELEMENT				
INDICATIONS				
Low back pain (acute and chronic)	●		●	
(Pseudo) radicular lumbar syndrome / lumbosciatica with muscular deficiencies in cases of intervertebral disk protrusions				● moderate
Degeneration / muscular insufficiency of the spine	● mild		● moderate	● moderate
Condition after herniation (non-surgical)	●			

PRODUCT	LumboTrain® straight LumboTrain® waisted	SacroLoc®	LordoLoc®	LumboLoc® Forte
INDICATIONS				
Condition following discectomy, herniation (post-operative)	●			●
Facet syndrome / osteoarthritis				● moderate
Lumbar deformities				●
Ligamento-tendomyopathies				●
Spondylolysis / spondylolisthesis				● Grade I
SI joint syndrome, osteoarthritis, instability, blockage		●		
Pelvic girdle instability, e.g. symphysis rupture and loosening		●		
Myalgia, tendinopathy in the pelvic region		●		
Structural disturbance following spinal fusion (L5 / S1)		●		
Non-surgical treatment following pelvic fractures		●		



TABLE OF INDICATIONS FOR BACK THERAPY

NOTE This page serves as an overview and presents an excerpt from the possible application recommendations.

PRODUCT	Spinova® Mum	Spinova® Stabi Classic	Spinova® Osteo	CerviLoc®	CerviLoc® S																								
	 <p>NEW</p>																												
PRODUCT FEATURE	Relief of the lumbar spine and stabilization of the SI joint during and after pregnancy (postpartum regeneration)	Moderate stabilization of the lumbar spine using corset stays	Stabilization and active straightening of the spine, with free abdomen and chest area	Stabilization and relief of the cervical spine																									
FUNCTIONAL ELEMENT																													
INDICATIONS	<table border="0"> <tr> <td>Low back pain (acute and chronic)</td> <td>●</td> <td></td> <td></td> <td></td> <td></td> </tr> <tr> <td>(Pseudo) radicular lumbar syndrome / lumbosciatica with muscular deficiencies in cases of intervertebral disk protrusions / herniated disks</td> <td>● moderate</td> <td></td> <td>● moderate</td> <td></td> <td></td> </tr> <tr> <td>Degeneration / muscular insufficiency of the spine</td> <td></td> <td></td> <td></td> <td>● moderate</td> <td></td> </tr> <tr> <td>Condition following herniation (non-surgical)</td> <td>●</td> <td></td> <td>●</td> <td></td> <td></td> </tr> </table>					Low back pain (acute and chronic)	●					(Pseudo) radicular lumbar syndrome / lumbosciatica with muscular deficiencies in cases of intervertebral disk protrusions / herniated disks	● moderate		● moderate			Degeneration / muscular insufficiency of the spine				● moderate		Condition following herniation (non-surgical)	●		●		
Low back pain (acute and chronic)	●																												
(Pseudo) radicular lumbar syndrome / lumbosciatica with muscular deficiencies in cases of intervertebral disk protrusions / herniated disks	● moderate		● moderate																										
Degeneration / muscular insufficiency of the spine				● moderate																									
Condition following herniation (non-surgical)	●		●																										

PRODUCT	Spinova® Mum	Spinova® Stabi Classic	Spinova® Osteo	CerviLoc®	CerviLoc® S
INDICATIONS					
Condition following discectomy, herniation (post-operative)	●	●			
Facet syndrome / osteoarthritis		● mittel			
Lumbar deformities	●				
Spondylolysis / spondylolisthesis Grade I		●			
Osteoporosis			●		
SI joint syndrome, osteoarthritis, instability, blockage	●				
Pelvic girdle instability, e.g. symphysis rupture and loosening	●				
Kyphosis			●		
Vertebral fractures (lumbar spine)			● ¹		
Pain in the cervical spine				● moderate	● severe
Whiplash / blockage				●	●

¹ osteoporotic



PORTFOLIO



INSOLES



FOOT



KNEE,
HIP, LEG



SPINE,
NECK

LumboTrain® straight LumboTrain® waisted



Activation, relief and stabilization of the lumbar spine

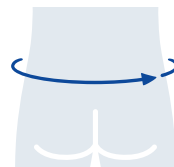


INDICATIONS

- General pain in the lumbar spine region (acute and chronic)
- Degenerative conditions of the lumbar spine, e.g. osteochondrosis, osteoarthritis, lumbar deformities, spondylolysis without vertebral displacement
- Condition following herniation (non-surgical / post-operative)
- Condition following discectomy

MODE OF ACTION

- Targeted pain relief during movement is enabled by intermittent compression massage from the knit fabric and viscoelastic pad
- Lumbar pad exerts a targeted effect on trigger points, for example with nubs that have elastic recovery properties
- Easy to put on with minimal effort using practical hand straps
- Stabilizes and relieves pressure in the lumbar region thanks to the straightening effect of circular compression



Perforated closure and large interstices in the knit fabric for high breathability



Lumbar pad features flexible nubs with elastic recovery properties

SIZE	ABDOMINAL CIRCUMFERENCE (CM)
1	70–80
2	80–90
3	90–100
4	100–110
5	110–120
6	120–130
7	130–145

SacroLoc®

Stabilization of the pelvis and targeted relief of the sacroiliac joints

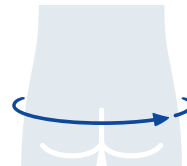


INDICATIONS

- Sacroiliac joint disorders (SI joint syndrome, osteoarthritis of the SI joint, SI joint instability)
- Pelvic girdle instability, e.g. symphysis rupture and loosening
- Sacroiliac joint blockage (acute and prophylactic)
- Structural disturbances following spinal fusion (in the transition from L5–S1)
- Myalgia and tendinopathy in the pelvic region
- Non-surgical treatment following pelvic fractures

MODE OF ACTION

- The rigid tensioning strap system provides for circular stabilization – nutation of the sacrum is restricted, ligaments are relieved and pain is reduced
- In addition to this, two dorsal pads offer a massaging effect on the insertions of muscles, tendons and ligaments, to improve circulation and muscle tension



SIZE	PELVIC CIRCUMFERENCE (CM)
1	70–80
2	80–90
3	90–100
4	100–110
5	110–120
6	120–130
7	130–140



Elastic mesh material and patented strap system



Dorsal SI joint pads



PORTFOLIO



INSOLES



FOOT



KNEE,
HIP, LEG



SPINE,
NECK

LordoLoc®

Stabilization and relief of the lumbar spine using tensioning straps



INDICATIONS

- General pain in the lumbar spine region (acute and chronic)
- Moderate degeneration / muscular insufficiency

MODE OF ACTION

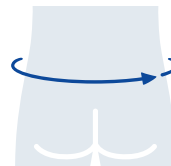
- Integrated dorsal corset stays provide for straightening and stabilization
- Elastic tensioning straps allow for variable adjustment of stabilization
- Unobtrusive under clothing thanks to lightweight, low-profile design



Elastic tensioning straps for individually adjustable compression



Integrated dorsal corset stays



SIZE	ABDOMINAL CIRCUMFERENCE (CM)
1	70–80
2	80–90
3	90–100
4	100–110
5	110–120
6	120–130
7	130–140

LumboLoc® Forte

Increased stabilization and relief of the lumbar spine using adjustable strap system



INDICATIONS

- Moderate lumbosciatica with slight muscular deficiencies in the case of intervertebral disk protrusions / prolapse
- Moderate (pseudo) radicular lumbar syndrome
- Spondylolysis / spondylolisthesis, grade I
- Moderate lumbar deformity
- Condition following herniation, e.g. post-operative
- Ligamento-tendomyopathies
- Moderate degeneration / muscular insufficiency

MODE OF ACTION

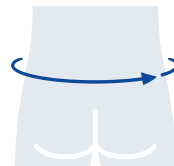
- The firm knitted fabric with enhanced compression activates the abdominal and back muscles and relieves the lower back
- Integrated dorsal corset stays provide for straightening and stabilization
- A lumbar or sacral pad, combined with an individually adjustable functional strap, increases the medical effect



Low-Power-Tension strap system



Height-adjustable functional strap for indication-specific pressure distribution



SIZE	ABDOMINAL CIRCUMFERENCE (CM)
1	70–80
2	80–90
3	90–100
4	100–110
5	110–120
6	120–130

PLEASE NOTE

Indicate optional lumbar or sacral pad on the prescription. They must be ordered separately.



PORTFOLIO



INSOLES



FOOT



KNEE,
HIP, LEG



SPINE,
NECK

Spinova® Mum

Relief of the lumbar spine and stabilization of the SI joints during and after pregnancy (postpartum regeneration)



Intuitive fastening

INDICATIONS

Lumbar spine indications:

- Pain and instability in the pelvic / lumbar spine area
- Lumbago
- Radicular / pseudo-radicular lumbar syndrome
- Acute or chronic lumbosciatica
- Moderate lumbar deformity (e. g. hyperlordosis)
- Prolapse

Other indications:

- Symphysis relaxation
- Symphysis rupture
- SI joint pain
- Sacroiliac joint disorders (SI joint syndrome, SI joint arthrosis, SI joint instability)
- SI joint blockage (acute and prophylactic)

NEW





Reduces lordosis of the lumbar spine



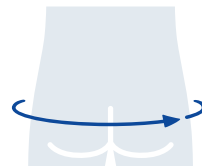
Stabilization of the pelvis



Relieving abdominal lift

MODE OF ACTION

- Provides the lumbar, pelvic and hip region with relief during and after pregnancy
- In a dorsal direction, corset stays support the lumbar spine, and pads have a relaxing effect on the SI joints
- Unique strap system gently lifts the belly and stabilizes the pelvis
- Particularly soft abdominal fastening adapts to the growing circumference
- High level of wearing comfort, thanks to low weight and breathable mesh material



SIZE	PELVIC CIRCUMFERENCE (CM)
1	80 – 90
2	90 – 100
3	100 – 115
4	115 – 130



PORTFOLIO



INSOLES



FOOT



KNEE,
HIP, LEG



SPINE,
NECK

Spinova® Stabi Classic

Moderate stabilization of the lumbar spine
using corset stays

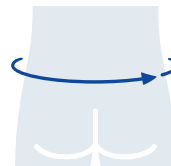


INDICATIONS

- Osteoarthritis of the facet joints
- Moderate (pseudo) radicular lumbar syndrome
- Moderate lumbosciatica with slight deficiencies in cases of intervertebral disk protrusions / herniated disks
- Condition following herniation (non-surgical / post-operative)
- Condition following discectomy
- Spondylolisthesis, grade I

MODE OF ACTION

- The combination of elastic mesh material, integrated circular corset stays and a classic tensioning strap system provides moderate stabilization of the lumbar spine, straightening of the spine and protection against adverse and painful movements



SIZE	ABDOMINAL CIRCUMFERENCE (CM)
1	70 – 80
2	80 – 90
3	90 – 105
4	105 – 115
5	115 – 125
6	125 – 140

Integrated circular corset stays, can be individually adjusted



Spinova® Osteo

Stabilization and active straightening of the spine,
with free abdomen and chest area



INDICATIONS

- Stable, osteoporotic vertebral fractures
- Osteoporosis
- Painful hunched back
- Muscular insufficiency

MODE OF ACTION

- The combination of the reclinator and the tensioning strap system straightens the upper body, stabilizes the spinal column and encourages active straightening
- This strengthens the back muscles, improving posture and providing a reliable gait



Abdomen
and chest area
left free



Reclinator can be
shaped without
tools / cold shaping
reclinator



RECLINATOR

SIZE	BACK LENGTH (CM)
S	50 – 58
M	59 – 67
L	68 – 76

PELVIC SUPPORT

SIZE	PELVIC CIRCUMFERENCE (CM)
1	70 – 80
2	80 – 90
3	90 – 100
4	100 – 110
5	110 – 120
6	120 – 130

PLEASE NOTE

- If the measurements are between two sizes, choose a smaller reclinator / bigger support.
- Five standard sizes: S2, S3, M3, M4, L4
- 18 size combinations of reclinator (S–L) + support (1–6)



PORTFOLIO



INSOLES



FOOT



KNEE,
HIP, LEG



SPINE,
NECK

CerviLoc® / CerviLoc® S

Stabilization and relief of the cervical spine



INDICATIONS CerviLoc

- Pain in the cervical spine (cervical syndrome)
- Whiplash

INDICATIONS CerviLoc S

- Severe pain in the cervical spine (severe cervical syndrome)
- Moderate whiplash
- Blockage

MODE OF ACTION

- Targeted relief of the cervical spine
- The CerviLoc S provides for increased support thanks to integrated, flexible plastic reinforcement



SIZE	HEIGHT (CM)	NECK CIRCUM-FERENCE (CM)
1	6.5	32–38
2	8.5	34–40
3	10	34–40
4	6.5	36–44
5	8.5	36–44
6	10	38–48

b:joynz® back support

A simple and stabilizing back support
with massage pad



INDICATIONS

- General pain in the lumbar spine region (acute and chronic)
- Degenerative conditions of the lumbar spine, e.g. osteochondrosis, osteoarthritis, lumbar deformities, spondylolysis without vertebral displacement
- Condition after prolapse (non-surgical / post-operative)
- After a discectomy



Size	1	2	3	4	5	6	7
cm	70-80	80-90	90-100	100-110	110-120	120-130	130-145

b:joynz® LSO basic

Low-profile back brace provides
effective therapy for patients
suffering from low back pain



INDICATIONS

- Deformities and injuries of the lumbar spine
- Sprains
- Excessive strain on the spine caused by abdominal compression
- Spondylolisthesis with lumbosciatica
- Post-traumatic treatment of vertebral fractures
- Spinal stenosis with paresis
- Lumbosciatica

Universal size



PORTFOLIO



INSOLES



FOOT



KNEE,
HIP, LEG



SPINE,
NECK

b:joynz® LSO unload

Low-profile back brace provides motion restriction and limitation of flexion and extension of the lumbar spine



INDICATIONS

- Severe lumbar deformity in case of facet syndrome / osteoarthritis
- Post-traumatic treatment of non-severe vertebral fractures
- Sprains
- Excessive strain on the spine caused by abdominal compression
- Spondylolisthesis, grade II, with recurring lumbosciatica
- Collapsed superior end plates in the lumbar spine
- Spinal canal decompression

Universal size

b:joynz® LSO plus

Low-profile back brace for immobilization of the lumbar spine



INDICATIONS

- Deformities and injuries of the lumbar spine
- Sprains
- Excessive strain on the spine caused by abdominal compression
- Spondylolisthesis with severe lumbosciatica
- Post-traumatic treatment of vertebral fractures
- Spinal stenosis with paresis
- Extremely severe lumbosciatica without a definitive surgical indication

Universal size

b:joynz® jewett brace

Hyperextension orthosis for stretching and immobilizing the spine



INDICATIONS

- Pre-operative care of compression fractures (ventral)
- Spondyloarthritis
- Chronic low back pain, lumbosciatica and dorsalgia
- Stable vertebral fractures of the lower back and lumbar spine
- Post-operative treatment following spinal decompression operation, with or without internal fixation



Size	S	M	L	XL
cm	60-75	75-90	90-105	105-115



FOR TARGETED
HAND THERAPY

The model is wearing a
RhizoLoc® OA in the picture.



PORTFOLIO



INSOLES










FOOT

KNEE,
HIP, LEGSPINE,
NECK**HAND**

INDICATION CHART FOR HAND THERAPY

NOTE This page serves as an overview and presents an excerpt from the possible application recommendations.

PRODUCT	ManuTrain®	ManuLoc®	ManuLoc® long	RhizoLoc® OA	RhizoLoc®	ManuLoc® Rhizo	ManuLoc® Rhizo long
PRODUCT FEATURE	 <p>Relief and stabilization of the wrist</p>	 <p>Immobilization of the wrist</p>	 <p>Immobilization of the wrist and parts of the forearm</p>	 <p>Immobilization and relief of the carpometacarpal and metacarpophalangeal joint of the thumb</p>	 <p>Stabilization of the metacarpophalangeal and carpometacarpal joints of the thumb</p>	 <p>Immobilization of the wrist, with thumb brace</p>	 <p>Immobilization of the wrist and parts of the forearm, with thumb brace</p>
INDICATIONS							
Irritation (post-traumatic/post-op.)	●	●	●	●	●	● acute	●
Pre-operative		●	●			●	●
Prevention/recurrence prevention	●						
Sprains	●	●	●	●	●	●	●
Contusions		●	●	●	●	●	●
Ligament instability				●			
Instability, e.g. radioulnar subluxation	●						
Osteoarthritis / arthritis	mild	●		●	●		
	moderate		●	●			
	severe					●	●
Collateral ligament injuries in the thumb (e.g. skier's thumb)					●	●	●
Ligament injuries in the finger / hand area						●	
	mild	●					
	moderate		●	●		●	●
Tendovaginitis (tenosynovitis)							
	moderate		●	●		●	●
	severe						
Carpal tunnel syndrome		●				●	
	moderate			●			●
	severe						

ManuTrain®

Relief and stabilization of the wrist



Anatomically
contoured
pad protects
the ulnar
protuberance



INDICATIONS

- Chronic, post-traumatic or post-operative irritation
- Distortions (wrist injuries e.g. sprains)
- Osteoarthritis (joint wear)
- Instability, e.g. radioulnar subluxation
- Tendovaginitis (tenosynovitis)
- Prevention / recurrence prevention

MODE OF ACTION

- Stabilization and activation of the wrist through even, circular compression
- Greater relief of the wrist thanks to innovative strap system – three levels of stabilization for the entire regeneration process
- Anatomically contoured and aligned viscoelastic pad protects the ulnar protuberance against pressure

COLORS   



SIZE

CIRCUMFERENCE (CM)

1

14 – 15

2

15 – 16

3

16 – 17

4

17 – 18

5

18 – 19

6

19 – 20

Link to video:
Correctly donning
the strap system



Different versions
for right or left

Including donning aid



PORTFOLIO



INSOLES



FOOT



KNEE,
HIP, LEG



SPINE,
NECK



HAND

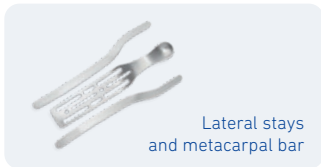


INDICATIONS

- Post-traumatic or post-operative irritation
- Pre-operative
- Carpal tunnel syndrome (mild)
- Tenosynovitis (moderate)
- Sprains / contusions
- Osteoarthritis (moderate)

MODE OF ACTION

- Stays secure the wrist during both extension / flexion and radial / ulnar movements
- The orthosis prevents incorrect positioning of the distal and proximal parts of the wrist
- The construction of the orthosis provides a functional gripping movement and preserves mobility



Lateral stays
and metacarpal bar



SIZE	CIRCUMFERENCE (CM)
0	12 – 15
1	14 – 18
2	17 – 21
3	20 – 26

**Identical version
for right and left**

ManuLoc® long

Immobilization of the wrist and parts of the forearm

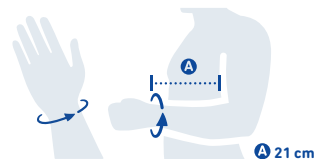



INDICATIONS

- Post-traumatic or post-operative irritation, e.g. following treatment with a plaster cast in cases of radius fractures
- Pre-operative
- Carpal tunnel syndrome (moderate)
- Tenosynovitis (moderate, with pain while resting and at night)
- Sprains / contusions
- Osteoarthritis (moderate)

MODE OF ACTION

- Elongated stays secure the wrist and part of the forearm during both extension / flexion and radial / ulnar movements
- The orthosis prevents incorrect positioning of the distal and proximal parts of the wrist
- The construction of the orthosis provides a functional gripping movement and preserves mobility



SIZE	CIRCUMFERENCE (CM)
0	12 – 15
1	14 – 18
2	17 – 21
3	20 – 26



PORTFOLIO



INSOLES



FOOT

KNEE,
HIP, LEGSPINE,
NECK

HAND

RhizoLoc® OA

Immobilization and relief of the carpometacarpal and metacarpophalangeal joint of the thumb



INDICATIONS

- Osteoarthritis of first carpometacarpal joint
- Arthritis
- Post-operative and post-traumatic irritations
- Ligament instability
- Sprains / contusions

MODE OF ACTION

- Immobilization and relief of the carpometacarpal and metacarpophalangeal joint of the thumb
- Excellent stabilization of the thumb using two-component plastic brace
- Secure position thanks to self-adhesive, soft thumb brace



Hand symbol for orientation during donning

Perforated design – breathable



SIZE	WRIST CIRCUMFERENCE (CM)*
1	14 – 17
2	16 – 20

* For intermediate sizes and small hands, select size 1

Different versions for right or left



RhizoLoc®

Stabilization of the metacarpophalangeal and carpometacarpal joints of the thumb



INDICATIONS

- Post-operative and post-traumatic irritation
- Collateral ligament injuries, e.g. skier's thumb
- Osteoarthritis of the carpometacarpal joint of the thumb (mild)
- Sprains / contusions

MODE OF ACTION

- Stabilization of the metacarpophalangeal and carpometacarpal joints of the thumb
- Restrictable release of movement at the metacarpophalangeal joint of the thumb (dynamization)



Velcro fastening with retraction stopping device



Velcro tab for mobilization

SIZE	WRIST CIRCUM-FERENCE (CM)	THUMB CIRCUM-FERENCE (CM)
1	12.5–16	5–7
2	16–20	6.5–9

Different versions for right or left



PORTFOLIO



INSOLES



FOOT



KNEE,
HIP, LEG



SPINE,
NECK



HAND

ManuLoc® Rhizo

Immobilization of the wrist,
with thumb brace

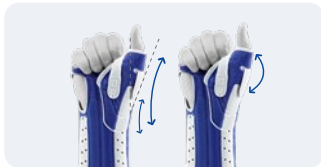


INDICATIONS

- Acute, post-traumatic, and post-operative irritation in the wrist and thumb ray
- Pre-operative
- Tenosynovitis at the radial side (moderate)
- Osteoarthritis of the carpometacarpal joint of the thumb (severe)
- Carpal tunnel syndrome (mild)
- Sprains / contusions
- Ligament injuries in the finger / hand area

MODE OF ACTION

- The orthosis prevents incorrect movements of the proximal and distal parts of the wrist as well as of the metacarpophalangeal and carpometacarpal joints of the thumb
- Over the course of the treatment, the thumb can be increasingly allowed movement and the thumb brace can eventually be removed completely



Individually adjustable thumb
immobilizer



SIZE	WRIST CIRCUMFERENCE (CM)
0	12–15
1	14–18
2	17–21
3	20–26

Different versions
for right or left



ManuLoc® Rhizo long

Immobilization of the wrist and parts of the forearm, with thumb brace




INDICATIONS

- Post-traumatic or post-operative irritation, e.g. following treatment with a plaster cast in the case of scaphoid fractures
- Pre-operative
- Tenosynovitis at the radial side (moderate)
- Osteoarthritis of the carpometacarpal joint of the thumb (severe)
- Sprains / contusions
- Carpal tunnel syndrome (moderate)
- Collateral ligament injuries, e.g. skier's thumb

MODE OF ACTION

- The long orthosis prevents incorrect movements of the proximal and distal parts of the wrist as well as of the metacarpophalangeal and carpometacarpal joints of the thumb
- Over the course of the treatment, the thumb can be increasingly allowed movement and the thumb brace can eventually be removed completely
- Rotational movement of the wrist is limited through casing of the thumb and parts of the forearm



SIZE	WRIST CIRCUMFERENCE (CM)
0	12 – 15
1	14 – 18
2	17 – 21
3	20 – 26

Different versions for right or left



PORTFOLIO



INSOLES



FOOT



KNEE,
HIP, LEG



SPINE,
NECK



HAND

b:joynz® wrist support

A simple wrist support for compression with pad, stay and strap



INDICATIONS

- Chronic, post-traumatic or post-operative irritation
- Distortions (wrist injuries, e.g. sprains)
- Osteoarthritis (joint wear)
- Instability, e.g. radioulnar subluxation
- Tendovaginitis (tenosynovitis)
- Prevention / recurrence prevention



Size	1	2	3	4	5	6
cm	14-15	15-16	16-17	17-18	18-19	19-20

b:joynz® wrist brace

Orthosis for immobilization and support of the wrist in a neutral position



INDICATIONS

- Post-traumatic or post-operative irritation
- Pre-operative treatment of the hand
- Tenosynovitis
- Sprains / contusions
- Osteoarthritis
- Immobilization following nerve lesions
- Carpal tunnel syndrome



Size	S-L	L-XL
cm	12-18	18-26

b:joynz® wrist and thumb brace

Orthosis for immobilization and support of the wrist and thumb in a neutral position



INDICATIONS

- Acute, post-traumatic and post-operative irritation and injuries of the wrist, carpal area and thumb ray
- Pre-operative treatment of the hand
- Tenosynovitis
- Osteoarthritis of the first carpometacarpal joint
- Immobilization following nerve lesions
- Carpal tunnel syndrome



Size	S-L	L-XL
cm	12-18	18-26

FOR TARGETED
TREATMENT OF THE
**ELBOW AND
SHOULDER**

The model is wearing
an EpiTrain®.



PORTFOLIO



INSOLES



FOOT



KNEE,
HIP, LEG



SPINE,
NECK







HAND



ARM
SHOULDER

INDICATION CHART FOR ELBOW AND SHOULDER THERAPY

NOTE This page serves as an overview and presents an excerpt from the possible application recommendations.

PRODUCT	EpiTrain®	EpiPoint®	OmoTrain®	OmoLoc®
				
PRODUCT FEATURE	Relief and stabilization of the elbow joint	Targeted relief of the tendon insertions in the elbow	Relief and stabilization of the shoulder joint	Immobilization of the shoulder
INDICATIONS				
Irritation (post-traumatic / post-operative)	●		●	●
Pre-operative				●
Prevention/recurrence prevention	●	●	●	
Mild osteoarthritis / arthritis	●		●	
Tendomyopathy / tendinopathy	●			
Lateral / medial humeral epicondylitis	●	●		
Dislocated shoulder				●

EpiTrain®

Relief and stabilization of the elbow joint



Epicon+ Pads on the product



Comfortable zone at the crook of the elbow

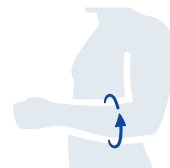
INDICATIONS

- Post-traumatic or post-operative irritation, e.g. epicondylitis
- Osteoarthritis / arthritis (joint wear / joint inflammation)
- Tendinopathy (degenerative tendon condition)
- Tendomyopathy (muscle-tendon condition)
- Prevention / recurrence prevention

MODE OF ACTION

- Combined with the Epicon+ Pads, the therapeutic compression provides targeted pain reduction
- The Epicon+ Pads relieve the epicondyles, and the firmer component's massage nubs exert an intermittent compression massage on the muscle and tendon insertions during movement
- Soft comfort zone at the crease of the elbow for excellent wearing comfort

Custom-made solution (beige or titan):
Please find the exact measuring points on our measuring pad.



SIZE	MEASURE THE CIRCUM-FERENCE AT THE WIDEST PART OF THE FOREARM
0	21 – 23
1	23 – 25
2	25 – 27
3	27 – 29
4	29 – 31
5	31 – 33
6	33 – 35

Identical version for right and left

COLORS   



PORTFOLIO



INSOLES



FOOT



KNEE,
HIP, LEG



SPINE,
NECK



HAND



ARM
SHOULDER

EpiPoint®

Targeted relief of the tendon insertions in the elbow

neues Produktbild liegt nicht vor!



INDICATIONS

- Lateral epicondylitis of the humerus (inflammation of the muscle origin, tennis elbow)
- Medial epicondylitis of the humerus (inflammation of the muscle origin, golfer's and thrower's elbow)
- Prevention / recurrence prevention

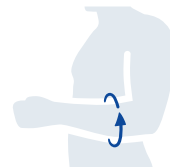
MODE OF ACTION

- The viscoelastic five-point pad stimulates trigger points
- Enables highly targeted compression for areas subject to excessive strain
- The level of compression can be individually and continuously adjusted via EpiPoint's Velcro strap; a red warning section indicates excessive pressure

Stimulates
trigger points



Red warning
section indicates
excessive pressure



SIZE	FOREARM CIRCUMFERENCE (CM)
Universal	22.5–33

COLORS  

Identical version
for right and left



OmoTrain®

Relief and stabilization
of the shoulder joint



Removable
Delta pad

INDICATIONS

- Chronic, post-traumatic or post-operative irritation
- Prevention / recurrence prevention
- Osteoarthritis (joint wear)

MODE OF ACTION

- The compressive knit and the tensile force of the strap system help center the glenohumeral joint
- The Delta pad massages the soft tissue in the shoulder during movement; joint perception is improved, pain is alleviated



SIZE	CIRCUMFERENCE (CM)
0	20–22
1	22–24
2	24–26
3	26–29
4	29–32
5	32–36
6	36–40

Identical version
for right and left



PORTFOLIO



INSOLES



FOOT



KNEE,
HIP, LEG



SPINE,
NECK



HAND



ARM
SHOULDER



INDICATIONS

- Immobilization, e.g. after shoulder surgery
- Post-operative, post-traumatic, pre-operative care
- Dislocated shoulder

MODE OF ACTION

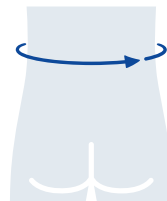
- Immobilization of the shoulder joint in a 0° abduction position (rotated inward), e.g. to maintain the surgical outcome
- The forearm is fixed at the required flexion angle of 90–100°, which can relieve pain
- No shoulder strap required; this avoids incorrect posture and the related tension that occurs in the healthy shoulder; the shoulder strap is still available as a spare part



Soft and comfortable padded tabs



Fastening with finger pocket



SIZE	ABDOMINAL CIRCUMFERENCE (CM)
1	up to 100
2	100–130

Different versions for right or left

b:joynz® elbow support

A simple elbow support
for compression
with pads



INDICATIONS

- Post-traumatic or post-operative irritation, e.g. epicondylitis
- Osteoarthritis / arthritis (joint wear / joint inflammation)
- Tendinopathy (degenerative tendon condition)
- Tendomyopathy (muscle-tendon condition)
- Prevention / recurrence prevention



Size	1	2	3	4	5	6
cm	23-25	25-27	27-29	29-31	31-33	33-35

b:joynz® shoulder immobilizer

Shoulder sling for secure
positioning of the arm in front
of the body



INDICATIONS

- Post-operative immobilization
- Post-traumatic treatment of the shoulder
- Fractures, sprains and shoulder dislocation
- Acute irritation

Universal size

b:joynz® shoulder immobilizer 15

Shoulder sling secures
the arm in a 15 degree
abduction angle



INDICATIONS

- Pre-operative and post-operative immobilization
- Acute irritation
- Conservative / post-traumatic treatment of the shoulder
- Soft tissue injuries in the shoulder region
- Treatment of chronic pain

Universal size



PORTFOLIO



INSOLES



FOOT



KNEE,
HIP, LEG



SPINE,
NECK



HAND



ARM
SHOULDER



MEDICAL COMPRESSION STOCKINGS FOR VEIN THERAPY

The models are wearing
VenoTrain soft (Navy) and
VenoTrain impuls (Caramel).



THE FIVE PILLARS OF THE VenoTrain® -PORTFOLIO

VenoTrain Classic

Comprehensive treatment solutions for patients with chronic venous disorders, ranging from mild to severe symptoms (CEAP stages C0 to C5).

VenoTrain Selection

An exclusive collection of knee-high stockings that combine outstanding materials and style to meet individual needs.

VenoTrain Special

Highly specialized solutions for patients with advanced venous disease and special needs.

VenoTrain Basic

Budget-friendly basic product for chronic venous disease.

VenoTrain Active

Support stockings designed for work, leisure and exercise – perfect for outdoor activities and to combat tired legs.

VenoTrain portfolio

CLASSIC

SELECTION

SPECIAL

BASIC

ACTIVE



PORTFOLIO



INSOLES



FOOT



KNEE,
HIP, LEG



SPINE,
NECK



HAND



ARM
SHOULDER



COMPRESSION
STOCKINGS

VenoTrain® micro

The fashionable stocking

CLASSIC



VENOUS SYMPTOMS

- For mild to moderate symptoms

FEATURES

- Breathable, skin-friendly and easy-care thanks to over 50 % microfiber
- Figure-shaping panty area (pantyhose) and a comfort sole for a defined silhouette and high wearing comfort
- High-quality semi-transparent design for an elegant appearance

DETAILS

SIZING SYSTEM PERFECT-FIT (S–XL)

COMPRESSION CLASSES Ccl1 (18–21 mmHg)
Ccl2 (23–32 mmHg)

TOE closed, open

● STANDARD ▲ MADE-TO-MEASURE

	AD	AG	AT	ATU
TOP BAND EDGING				
Top band / Comfort band	● ▲		● ▲	● ▲
Lace sensitive		● ▲		
Silicone micro dots		● ▲		
Silicone dots	● ▲	● ▲		
Silicone dot pattern		● ▲		

COLORS

CARAMEL

NAVY

ANTHRACITE

BLACK

CREAM

CASHEW

AMARETTO

ESPRESSO

In addition, there are changing fashion colors

C0

C1

C2

C3

C4

C5

C6

VenoTrain® soft

The all-rounder

CLASSIC



VENOUS SYMPTOMS

- for moderate to severe symptoms

FEATURES

- Unisex design
- Gentle on the skin thanks to comfortable materials
- Flexible options – e.g. a single standard stocking in the color caramel

COLORS

CARAMEL

NAVY

ANTHRACITE

BLACK

CREAM

CASHEW

AMARETTO

ESPRESSO

In addition, there are changing fashion colors

C0

C1

C2

C3

C4

C5

C6

DETAILS

SIZING SYSTEM PERFECT-FIT (S–XL)

COMPRESSION CLASSES Cc1 (18–21 mmHg)
Cc2 (23–32 mmHg)

TOE closed, open, no foot (made-to-measure), stump (made-to-measure)

● STANDARD ▲ MADE-TO-MEASURE

TOP BAND EDGING	AD	AG	AGHB	AT	ATU	ATH	ATX	ATE
Top band / Comfort band	●▲			●▲	▲	▲	▲	▲
Lace sensitive		●▲						
Silicone micro dots		●▲						
Silicone dots	●▲	●▲						
Silicone dot pattern		●▲						
Garter belt			●▲					



PORTFOLIO



INSOLES



FOOT



KNEE,
HIP, LEG



SPINE,
NECK



HAND



ARM
SHOULDER



COMPRESSION
STOCKINGS



CLASSIC

VenoTrain® soft S

The multi-talented stocking



VENOUS SYMPTOMS

For moderate to severe symptoms

FEATURES

- Easy heel for easy donning
- High level of wearing comfort thanks to crease-free instep area
- Vitalizing effect thanks to breathable materials

DETAILS

SIZING SYSTEM	PERFECT-FIT (XS–XL)
COMPRESSION CLASSES	Ccl 1 (18–21 mmHg) Ccl 2 (23–32 mmHg)
TOE	closed, open

● STANDARD ▲ MADE-TO-MEASURE

TOP BAND EDGING



AD



AG

Top band



Lace sensitive



Silicone micro dots



Silicone dots



Silicone dot pattern



COLORS

CARAMEL

NAVY

ANTHRACITE

BLACK

CREAM

CASHEW

AMARETTO

ESPRESSO

In addition, there are changing fashion colors

C0

C1

C2

C3

C4

C5

C6

VenoTrain® impuls

The powerful stocking

CLASSIC



VENOUS SYMPTOMS

For severe symptoms

FEATURES

- Particularly deep action and relief through high working pressure with even the slightest muscle movements
- High wearing comfort thanks to breathable microfiber material that is gentle on the skin
- Reduces constriction and creasing, especially in cases of soft connective tissue, thanks to shortstretch elastic knitted fabric
- Spacious Easy heel for easy donning and doffing

COLORS

CARAMEL

NAVY

ANTHRACITE

BLACK

In addition, there are changing fashion colors

C0

C1

C2

C3

C4

C5

C6

DETAILS

SIZING SYSTEM	V6+ (I–VI)
COMPRESSION CLASSES	Ccl2 (23–32 mmHg) Ccl3 (34–46 mmHg)
TOE	closed, open

● STANDARD ▲ MADE-TO-MEASURE

	AD	AG	AGHB	AT	ATH	ATX
TOP BAND EDGING						
Top band / Waist band*	●▲			●▲	▲	▲
Silicone dots	●▲	●▲				
Garter belt			●▲			

*For AT as standard



PORTFOLIO



INSOLES



FOOT



KNEE,
HIP, LEG



SPINE,
NECK



HAND



ARM
SHOULDER



COMPRESSION
STOCKINGS



VenoTrain® business

The elegant

SELECTION



VENOUS SYMPTOMS

- For mild to moderate symptoms

FEATURES

- Gentle on the skin and comfortable thanks to the cotton material mix
- Reinforced sole for reliable foot support
- VenoTrain business retains its shape and appearance even after frequent wearing and washing thanks to a special fiber design with an anti-pilling effect

DETAILS

SIZING SYSTEM	PERFECT-FIT (S–XL)
----------------------	--------------------

COMPRESSION CLASSES	Ccl 1 (18–21 mmHg) Ccl 2 (23–32 mmHg)
----------------------------	--

TOE	closed
------------	--------

- STANDARD
- ▲ MADE-TO-MEASURE

TOP BAND EDGING



Top band	● ▲
----------	-----

Silicone dots	▲
---------------	---

Available in shoe sizes 36–41 (foot short) and 41–46 (foot long)

COLORS

BLACK

NAVY

DENIM

GREY

C0

C1

C2

C3

C4

C5

C6

VenoTrain® hero

The casual

SELECTION



VENOUS SYMPTOMS

- For mild to moderate symptoms

FEATURES

- Three different leg lengths to ensure the perfect fit
- Durable and hard-wearing thanks to robust materials
- Merino wool and fluffy padding in the foot area for maximum wearing comfort and a pleasant foot climate
- Also suitable for sensitive feet thanks to seamless toe
- Crease-free fit in the instep area thanks to special bending zone
- Cut-out at the Achilles tendon for targeted pressure relief

COLORS

BLACK

NAVY

DENIM

GREY

C0

C1

C2

C3

C4

C5

C6

DETAILS

SIZING SYSTEM PERFECT-FIT (S–XL)

COMPRESSION CLASSES Ccl2 (23–32 mmHg)

TOE closed

● STANDARD

TOP BAND EDGING



AD

Top band



Available in shoe sizes 36–41 (foot short) and 41–46 (foot long)



PORTFOLIO



INSOLES



FOOT



KNEE,
HIP, LEG



SPINE,
NECK



HAND



ARM
SHOULDER



COMPRESSION
STOCKINGS



VenoTrain® cocoon

The caring

SELECTION



VENOUS SYMPTOMS

- For moderate symptoms
- Suitable for dry skin*

FEATURES

- Pleasant wearing comfort and optimum skin care thanks to innovative blend of natural fibers with integrated skin care substances
- Clinically proven to maintain skin hydration*
- Maintains the skin condition during compression therapy by effectively combating itching and scaling

DETAILS

SIZING SYSTEM	PERFECT-FIT (S–XL)
COMPRESSION CLASSES	Ccl2 (23–32 mmHg)
TOE	closed

● STANDARD

TOP BAND EDGING



Top band



Available in shoe sizes 36–41 (foot short) and 41–46 (foot long)

*Westphal, et al. Medical compression stockings on the skin moisture in patients with chronic venous disease. *Vasa* (2019), 48, pp. 502-508, DOI:10.1024/0301-1526/a000812

COLORS

- BLACK
- NAVY
- DENIM**
- GREY

C0	C1	C2	C3	C4	C5	C6
----	----	----	----	----	----	----



VenoTrain® angioflow

The specialist compression product
for use despite pad*

SPECIAL



VENOUS SYMPTOMS

- For moderate to severe symptoms despite accompanying mild to moderate PAD (ABI < 0.9 and > 0.5)*

FEATURES

- Specifically developed contour knitting technique for individualized care and the perfect fit
- High working pressure during movement and low resting pressure in Ccl 1, thanks to short-stretch knitted fabric
- Low-compression comfort foot prevents pressure points based on the reinforced instep area and padded sole as well as the seam at the top above the toes
- Spacious Easy heel for easier donning and doffing
- Prevents constriction and offers a secure hold thanks to extra-wide silicone top band
- Skin-friendly microfiber material

DETAILS

SIZING SYSTEM	Made-to-measure
COMPRESSION CLASSES	Ccl 1 (18–21 mmHg)
TOE	closed

▲ MADE-TO-MEASURE

TOP BAND EDGING

Silicone dots



AD

*Stücker et al., Sicherheit eines Kompressionsstrumpfes für Patienten mit chronischer venöser Insuffizienz (CVI) und peripherer arterieller Verschlusskrankheit (pAVK). J Dtsch Dermatol Ges (2020), 18(3), 207-214. DOI:10.1111/ddg.14042_g

COLORS

CARAMEL

C0

C1

C2

C3

C4

C5

C6



PORTFOLIO



INSOLES



FOOT



KNEE,
HIP, LEG



SPINE,
NECK



HAND



ARM
SHOULDER



COMPRESSION
STOCKINGS

VenoTrain® ulcertec

The specialist
compression product
for venous leg ulcers



COLORS

BEIGE

(Overstocking)

WHITE

(Liner)

VENOUS SYMPTOMS

- Active and healed venous leg ulcers

FEATURES

- Coordinated compression of overstocking and liner
- Unique compression profile that accelerates the healing process while ensuring exceptional patient comfort*
- Differentiated treatment based on two designs within one compression class
- High-length lower stocking contributes to therapeutic effectiveness**

* Jünger et al. Efficacy and tolerability of an ulcer compression stocking for therapy of chronic venous ulcer compared with a below-knee compression bandage: results from a prospective, randomized, multicentre trial. *Curr Med Res Opin* (2004), 20(10), 1613–1623. DOI:10.1185/030079904X4086.

** Korschake et al. Compression in the treatment of chronic venous insufficiency: Efficacy depending on the length of the stocking. *Clin Hemorheol Microcirc* (2016) 64(3), 425 – 434. DOI:10.1111/ddg.14042_g

SPECIAL



DETAILS

SIZING SYSTEM

X5+ (XS–XL)

39 – moderate (34–46 mmHg)

Liner in AD and AG with
gentle compression

46 – strong (34–46 mmHg)

Liner in AD with moderate
compression

COMPRESSION CLASSES

TOE

open (overstocking)
closed (liner)

● STANDARD ▲ MADE-TO-MEASURE

TOP BAND EDGING



AD



AG

Top band / Comfort band



Silicone sensitive



C0

C1

C2

C3

C4

C5

C6

VenoTrain® pure

Basic range

BASIC



VENOUS SYMPTOMS

- Cost-effective basic treatment for mild to moderate symptoms




FEATURES

- For men and women
- Available in the tried-and-tested Perfect-Fit sizing system
- Hard-wearing material

DETAILS

SIZING SYSTEM	Perfect-Fit (S–XL)
COMPRESSION CLASSES	Ccl 1 (18–21 mmHg) Ccl 2 (23–32 mmHg)
TOE	closed, open

● STANDARD ▲ MADE-TO-MEASURE

	 AD	 AG	 AT
TOP BAND EDGING			
Top band / Comfort band	●▲		●▲
Silicone dots	●▲	●▲	

COLORS

BEIGE

BLACK

C0

C1

C2

C3

C4

C5

C6



PORTFOLIO



INSOLES



FOOT



KNEE,
HIP, LEG



SPINE,
NECK



HAND



ARM
SHOULDER



COMPRESSION
STOCKINGS

VenoTrain[®] act SHEER ELEGANCE

Providing elegant support

ACTIVE















BENEFITS

- Provides light to medium support in a modern translucent design

FEATURES

- Elegant and transparent
- Available in seven shades
- Available as a knee-high or thigh-high stocking with a silicone lace band and as pantyhose
- Also available as pantyhose for pregnant women with a special pantyhose top that expands as the mother's bump grows
- Calibrato pantyhose (AT CAL) for particularly feminine curves

STANDARD SIZES

						
		AD	AG	AT	ATU	AT CAL
COLORS	DEN	70/140	70/140	70/140	140	70/140
	SAND	●	●	●		
	CARAMEL	●	●	●	●	●
	AMARETTO	●	●	●		
	ESPRESSO	●	●	●		
	BLACK	●	●	●	●	●
	GRAPHITE	●	●	●		
	NAVY	●	●	●		

VenoTrain[®] act COTTON

VenoTrain[®] act MICROFIBER

ACTIVE

Providing gentle support

BENEFITS

- Offer a high degree of support in 280 denier and are reliable companions when traveling, at work or during leisure activities

FEATURES

- Particularly comfortable to wear, thanks to cotton
- With distinctive ribbed look
- Opaque
- Knee-high stocking with a high level of support (280 DEN)

STANDARD SIZES



AD

DEN

280

COLORS



BEIGE



BLACK



GRAPHITE



NAVY



COTTON



MICROFIBER



PORTFOLIO



INSOLES



FOOT

KNEE,
HIP, LEGSPINE,
NECK

HAND

ARM
SHOULDERCOMPRESSION
STOCKINGS

COMPRESSION SOCK TRAINING

Providing support during exercise

ACTIVE



BENEFITS

- Offer noticeable support during continuous exertion, improves muscle economy and help the muscles to regenerate more quickly

FEATURES

- Muscle Toning Zone supports the calf muscles
- Shock absorption zones protect the forefoot and heel areas
- Mild compression to stimulate the foot muscles
- The taping zone helps prevent injuries and is designed to improve proprioception
- Especially suited for sports with stopping and jumping movements

TRAINING AVAILABLE IN



COMPRESSION SOCK PERFORMANCE

Providing support during exercise

ACTIVE



BENEFITS

- Offer noticeable support during continuous exertion, improves muscle economy and help the muscles to regenerate more quickly

FEATURES

- Designed to improve muscle efficiency
- Protection zone on the Achilles tendon
- Breathable microfiber
- Especially suitable for endurance sports not requiring many changes of direction

PERFORMANCE AVAILABLE IN



Rivera



Black



White



Wild Berry



PORTFOLIO



INSOLES



FOOT



KNEE,
HIP, LEG



SPINE,
NECK



HAND



ARM
SHOULDER



COMPRESSION
STOCKINGS

COMPRESSION SOCK MERINO

ACTIVE

Merino wool regulates heat



BENEFITS

- Relieves symptoms of heavy and tired legs, prevents swellings at the end of a long day standing or sitting

FEATURES

- Medical compression stocking – delivers reliable compression
- High Merino wool content – for extra wearing comfort
- Padded sole – full length comfort padding in the foot sole
- Flat toe seam – for a more comfortable fit
- Relief zone – for reducing pressure and rubbing at the Achilles tendon
- Relax zone – around the instep
- Innovative material mix – long lasting and anti-pilling

COLORS

BLACK

NAVY

DENIM

GREY

MERINO
WOOL MIX

b:joynz® compression stockings

Basic medical compression stockings
with a defined pressure gradient

BASIC



BENEFITS

- Recommended for phlebological disorders, including CEAP classifications C0–C4

FEATURES

- Support venous activity and alleviate tired, heavy legs
- High level of wearing comfort, thanks to skin-friendly and breathable materials
- Hard-wearing material

DETAILS

SIZING SYSTEM	Perfect-Fit (S–XL)
COMPRESSION CLASSES	Ccl 1 (18–21 mmHg) Ccl 2 (23–32 mmHg)
TOE	closed, open

● STANDARD ▲ MADE-TO-MEASURE

TOP BAND EDGING	AD	AG	AT
Top band / Comfort band	●▲		●▲
Silicone dots	●▲	●▲	

COLORS

BEIGE

BLACK

C0

C1

C2

C3

C4

C5

C6



PORTFOLIO



INSOLES



FOOT



KNEE,
HIP, LEG



SPINE,
NECK



HAND



ARM
SHOULDER



COMPRESSION
SOCKS

**MEDICAL
COMPRESSION STOCKINGS**
FOR LYMPHEDEMA AND
LIPPEDEMA THERAPY



The models are wearing
VenoTrain® curaflow in colors
royal and espresso.



CARE SYSTEM

LYPHHEDEMA

Stages

Condition

PRODUCT RECOMMENDATION

VenoTrain® **impuls** circular knit

VenoTrain® **curaflow** flat knit

VenoTrain® **delight** flat knit

LYPEDEMA

Morphology





Condition




PRODUCT RECOMMENDATION

VenoTrain® **impuls** circular knit

VenoTrain® **curaflow** flat knit

VenoTrain® **delight** flat knit

 <p>STAGE 0 LATENT STAGE</p> <p>The lymphatic system is damaged, but there are no visible or palpable edemas yet.</p>	 <p>STAGE 1 SPONTA- NEOUSLY REVERSIBLE</p> <p>The tissue is soft and can be pressed down gently with a visible indentation. The lymphedema subsides when the leg or arm is elevated.</p>	 <p>STAGE 2 NOT SPONTA- NEOUSLY REVERSIBLE</p> <p>The tissue is hardened and it is either difficult or impossible to press down on it and create an indentation. There may be restricted movement.</p>	 <p>STAGE 3 NOT SPONTA- NEOUSLY REVERSIBLE</p> <p>A significant increase in edema size, sometimes with extreme dimensions.</p>
--	---	---	---

 <p>MORPHO- LOGICAL CATEGORY 1</p> <p>The surface of the skin is smooth, the subcutaneous adipose tissue is thickened, and the fat structure is finely knotted.</p>	 <p>MORPHO- LOGICAL CATEGORY 2</p> <p>The surface of the skin is uneven and the fatty structure features coarse nodules.</p>	 <p>MORPHO- LOGICAL CATEGORY 3</p> <p>The tissue is coarser and harder as well. There are also lobes of fat causing extensive deformation.</p>
---	--	--

VenoTrain® curaflow

Flat-knit garments for lymphedema and lipedema therapy




VENOUS SYMPTOMS

- Lymphedema of the lower and upper extremities
- Lipedema of the lower and upper extremities
- Mixed forms such as lipedema with secondary lymphedema
- Edema of various pathogenesis

FEATURES

- Skin-friendly thanks to breathable microfiber material
- Flat, sensitive seams
- Extra-soft toe box
- Anatomically shaped, extra-soft popliteal fossa for full freedom of movement
- Custom-made for individual needs

COLORS



In addition, there are changing trend colors

Detailed information on prescriptions and medical device numbers can be found in our Lymph Guide. You can order it using item number 271 2020 1020 001.

DETAILS

SIZING SYSTEM	Made-to-measure
COMPRESSION CLASSES	Ccl 1 (18–21 mmHg) to Ccl 4 (from 49 mmHg)
TOE	open, diagonal cut, closed, closed at an angle

MADE-TO-MEASURE



LEG & FOOT

Ccl 1–4



ARM & HAND

Ccl 1–3

VenoTrain® delight

For intensive therapy



CARE SYSTEM

- Lymphedema and lipedema of the lower extremities
- Mixed forms such as lipedema with secondary lymphedema
- Edema of various pathogenesis

FEATURES

- Supports venous blood flow, thanks to deep action
- Breathable double-stretch knitted fabric provides the perfect ventilation
- The special gripRelief® structure at the top ensures the stocking remains comfortably and securely in position
- A comfortable wearing sensation is guaranteed, thanks to particularly flat seams

COLORS

CARAMEL

BLACK

DETAILS

SIZING SYSTEM

Standard and made-to-measure

COMPRESSION CLASSES

Ccl 2 (23–32 mmHg)
Ccl 3 (34–46 mmHg)

TOE

open, closed, diagonal cut

● STANDARD ▲ MADE-TO-MEASURE

TOP BAND EDGING	AD	AF	AG	AT	ET	CT	BD	BG	CG
Top band	●▲	▲	▲	▲	▲	▲	▲	▲	▲
Silicone dots (3 cm)	●▲								
Silicone dots (5 cm)	●▲	▲	▲					▲	▲
Garter belt			▲						



PORTFOLIO



INSOLES



FOOT



KNEE,
HIP, LEG



SPINE,
NECK



HAND



ARM
SHOULDER



COMPRESSION
STOCKINGS

DONNING MADE EASY



VenoTrain® glider

The lightweight and practical donning aid for all compression stockings: space-saving, stable and tear-resistant.

VenoTrain® glider plus

The sturdy donning aid: foldable handles and ergonomic design make it easier to put on circular-knit compression stockings every day.

THE PERFECT ADDITION FOR EVERYDAY LIFE



VenoTrain®-Accessories

To ensure your patients feel comfortable in VenoTrain compression stockings, the helpful VenoTrain accessories are available. They support the therapy, make handling easier, and care for the compression stockings and the skin.



All information about our products, in particular regarding their mode of action and indication, are shortened excerpts from our product brochures and packaging inserts* due to the pocket-sized format of the prescription information cards.

For complete information, please read the special brochures and respective packaging inserts or call our product specialists!

DISCLAIMER:

All information given in this brochure is up to date at the day of first publishing. The brochure allows – depending on the information given – an initial overview and suggests some, but not all options of medical diagnosis and treatments to experts only. This brochure does not address patients. Although scientifically based, the brochure by no means claims to be complete or show all existing doctrinal. The entire content of this brochure – also in extracts, no matter how published, and especially concerning diagnostics and forms of treatment (in text, pictures, graphics, images or other material) has to be understood as non-binding support for the therapy to be selected finally by medical doctor, physician or other medical professionals. The brochure's intension is not to offer the full range of all medical aspects and latest scientific discussion that should be mandatorily considered before taking actions. We strongly recommend individual medical advice. If in doubt, please seek additional opinion of medical experts, who we would be delighted to provide.

Solely for the purpose of better readability, gender-specific language has been omitted. All personal terms used here are therefore to be understood as gender-neutral.

*not applicable to inlay blanks



KINDLY RECOMMENDED BY:



BAUERFEIND AG

Triebeser Straße 16
07937 Zeulenroda-Triebes
Germany

T +49 (0) 800 0 01 05 00

F +49 (0) 800 0 01 05 05

E info@bauerfeind.com

→ [BAUERFEIND.COM](https://www.bauerfeind.com)